

UNITED STATES BUREAU OF ENTOMOLOGY AND PLANT QUARANTINE
 DEPARTMENT OF AGRICULTURE
 TECHNICAL REPORT NO. 100

Parasitism of the House Wren (Turdus merula) by
 the Parasitic Fly (Hemiteles ruficornis) in
 the Sacramento-San Joaquin River Delta

1971

Project Supervisor: K. W. M. (M...)
 Project Area: (Og...)

CONTENTS

1	1-100	Introduction
2	101-200	Materials and Methods
3	201-300	Results
4	301-400	Discussion
5	401-500	References
6	501-600	Appendix A
7	601-700	Appendix B
8	701-800	Appendix C
9	801-900	Appendix D
10	901-1000	Appendix E

OGEMAW TABLES OF SUMMARIES OF KW NESTS

16	956
17	967
18	968

CE PARASITISM OF SPECIES OTHER THAN KW IN AT OGEMAW

19	956
20	967 and 1968

SUMMARY OF CE CONTROL AND FW PARASITISM 1963-1971

U.S. FOREST SERVICE KIRTLAND'S WARBLER MANAGEMENT AREA

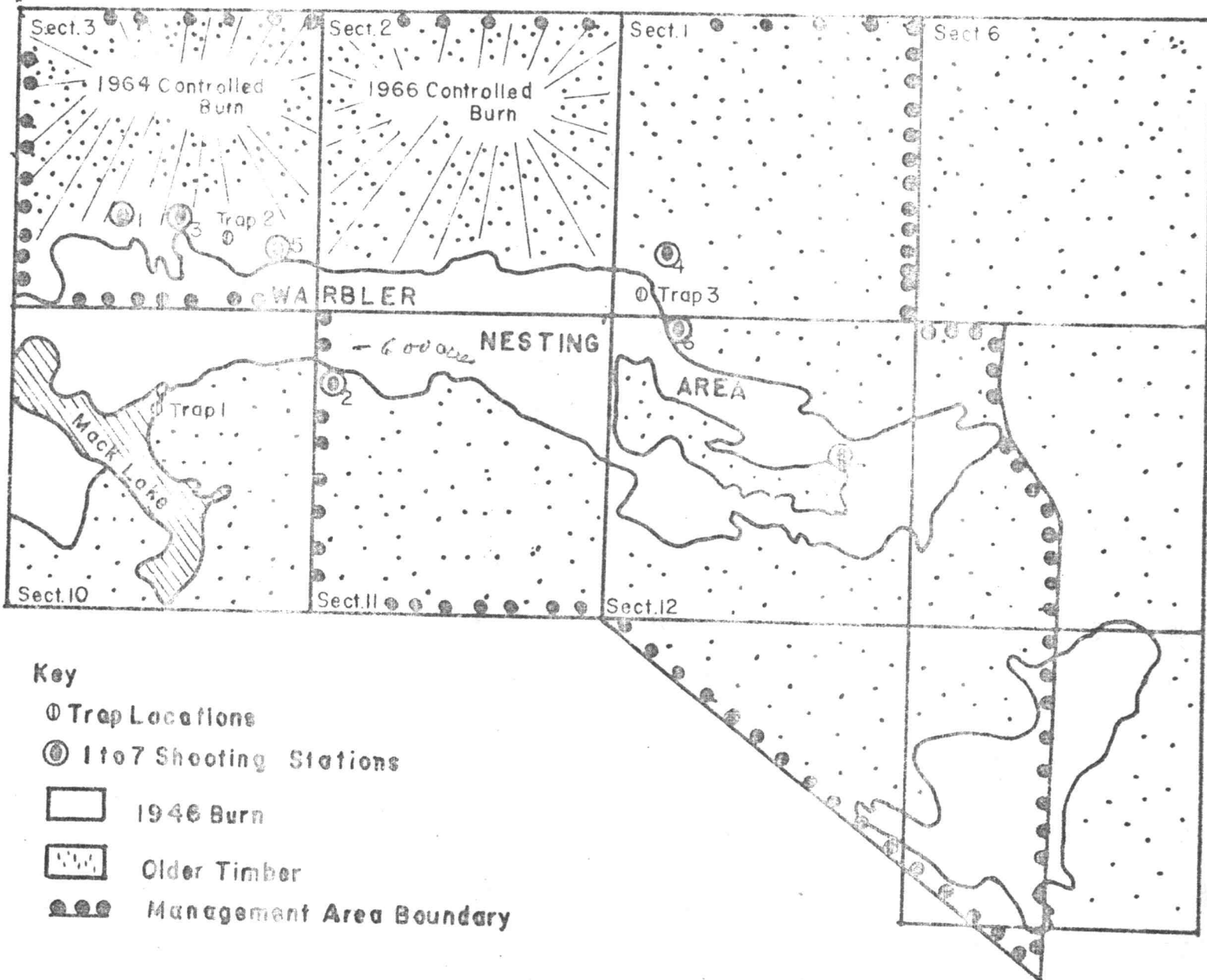
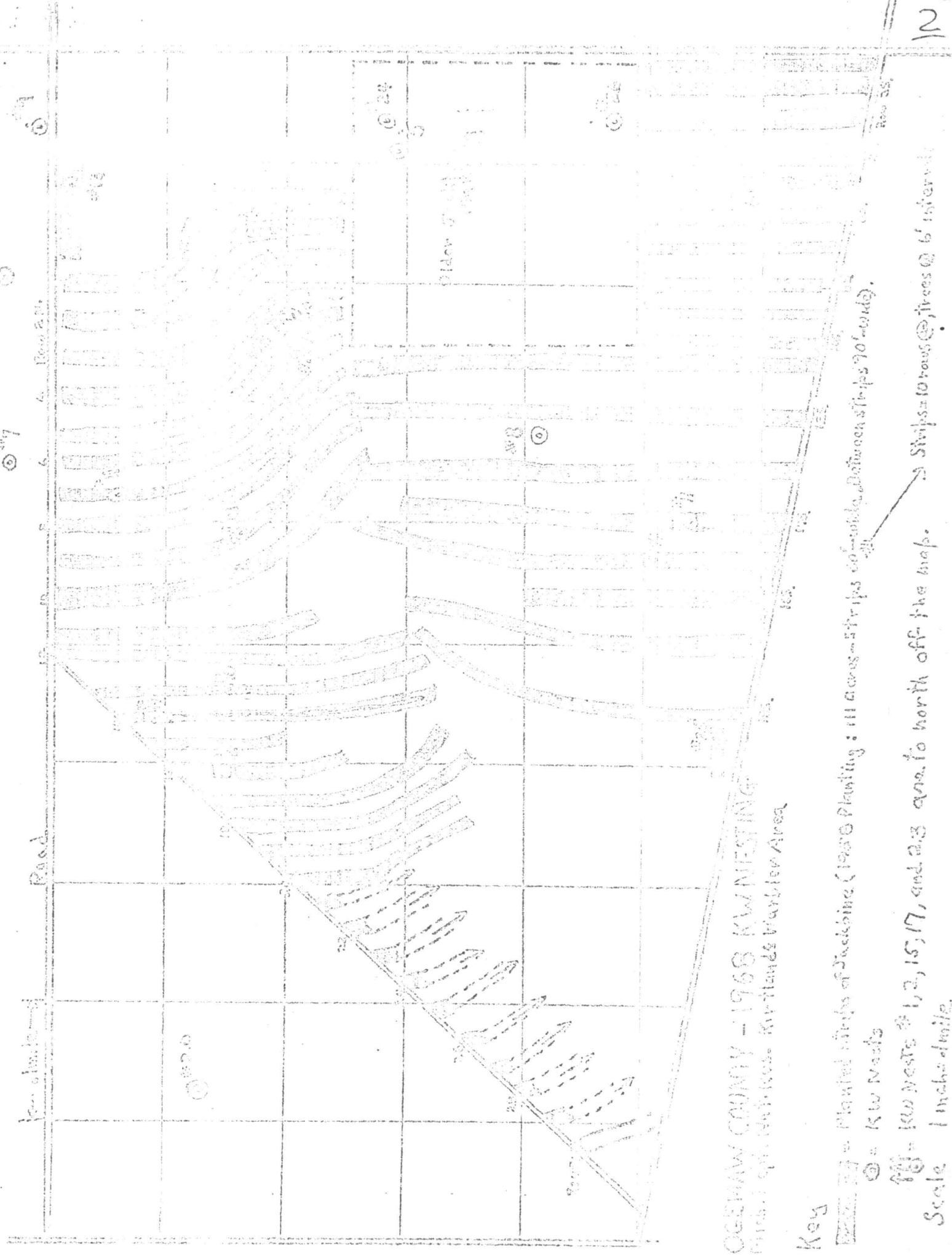



FIGURE 7



OGDEN COUNTY - 1968 K.W. NESTING
 Planted strips of Japanese Knotweed (1968) Planting: 11 acres - strips 60' wide, Between strips 70' wide.

Key

 = Planted strips of Japanese Knotweed (1968) Planting: 11 acres - strips 60' wide, Between strips 70' wide.
 = K.W. Nests
 = K.W. Nests # 1, 2, 15, 17, and 23 area to north off the map.

Scale 1 inch = 1 mile

Table 3

Arrow-headed Cowbird Kills at Kirtland's Warbler Management Area
April 1-May 15, 1965

Date	Apr 24	25	May 1	2	8	9	15	Totals by Sex	Totals	Totals per hour								
Shooting Station	# 1	# 2	# 3	# 3	# 3	# 4	# 2, 3, 4											
Time (AM)	5:45- 9:00	6:05- 10:05	5:20- 10:20	5:30- 9:30	5:10- 10:10	5:15- 7:15	5:00- 10:45											
No. of Hours	3.25	4	5	4	5	2	5.75											
Sex	♂	♂	♂	♂	♂	♂	♂	♂	♀	♀								
1st hour	3	2	7	4	6	10	3	3	4	0	5	0	3	0	17	17	24	7.7
2nd hour	4	2	6	1	10	10	3	2	3	2	0	0	2	0	15	17	46	6.6
3rd hour	0	0	1	3	3	7	6	3	0	0			3	1	13	14	27	4.5
4th hour		0	2	2	2	2	2	1	3	1			4	1	16	7	23	4.6
5th hour					1	4			1	0			2	0	4	4	8	2.7
Totals by sex	3	4	14	8	28	33	14	9	11	3	5	0	14	2	59	59		
Totals	17	22	61	23	14	5	16	158	158									
Totals per hour	5.2	5.5	10.2	5.7	2.8	2.5	3.2	5.4		5.6								

Date	Year	Month	Day	Time	Location	Remarks	Notes	Per Hour
Shooting Station	2010	10	10	10:10	10:10	10:10	10:10	10:10
Time (AM)	10:10	10:10	10:10	10:10	10:10	10:10	10:10	10:10
No. of Hours	10	10	10	10	10	10	10	10
Sex or Age	6	2	2	2	2	2	2	2
1st Hour	2	0	0	0	0	0	0	0
2nd Hour	0	2	2	2	2	2	2	2
3rd Hour	7	10	10	10	10	10	10	10
4th Hour	0	0	0	0	0	0	0	0
5th Hour	1	0	0	0	0	0	0	0
Totals by Sex	1	2	2	2	2	2	2	2
Totals	8	0	0	0	0	0	0	0
Totals per hour	1	0	0	0	0	0	0	0

* Mine ...
 * Last ...
 * Both ...

