

# APPENDIX J

## SUMMARY OF FY 2000 ENVIRONMENTAL QUALITY FINES AND PENALTIES ASSESSED AND PAID

---

This appendix is included to meet the requirements for fines and penalties analysis under Public Law 106-65 Department of Defense Authorization Act for FY 2000. The analysis is presented using data from FY 2000 and the 5 preceding fiscal years, where this full data set is available. Not all of the required data covers this time period and hence some of the analysis only covers FY 1997 through FY 2000.

This appendix includes an analysis of fines assessed and paid by DoD and the Components. The analysis of fines paid shows the amount paid in cash in current year dollars and the amounts invested in Supplemental Environmental Projects (SEPs) against the originally assessed fine. (Completion of SEPs in lieu of fines is typically more costly than cash payments.) A fine assessed in one fiscal year may not necessarily be paid until a later fiscal year (the amounts assessed and paid are shown in current year dollars). In addition, the analysis includes a breakdown of fines by statute and indicates the origin of the fines (i.e., EPA, state, or local regulatory authority).

# SUMMARY OF FY 2000 ENVIRONMENTAL QUALITY FINES AND PENALTIES ASSESSED AND PAID

## **FINES ASSESSED**

<b><i>DoD Components</i></b>	<b><i>J-2</i></b>
<b><i>Army</i></b>	<b><i>J-4</i></b>
<b><i>Navy</i></b>	<b><i>J-5</i></b>
<b><i>Marine Corps</i></b>	<b><i>J-6</i></b>
<b><i>Air Force</i></b>	<b><i>J-7</i></b>
<b><i>Defense Logistics Agency</i></b>	<b><i>J-8</i></b>

## **FINES PAID**

<b><i>DoD Components</i></b>	<b><i>J-9</i></b>
<b><i>Army</i></b>	<b><i>J-11</i></b>
<b><i>Navy</i></b>	<b><i>J-12</i></b>
<b><i>Marine Corps</i></b>	<b><i>J-13</i></b>
<b><i>Air Force</i></b>	<b><i>J-14</i></b>
<b><i>Defense Logistics Agency</i></b>	<b><i>J-15</i></b>



# SUMMARY OF FY 2000 ENVIRONMENTAL QUALITY FINES AND PENALTIES ASSESSED AND PAID (Continued)

<i>Fines Assessed - DoD Component Totals</i>	<i>J-16</i>
<i>DoD-Wide Fines Assessed by Statute - FY 1997 to FY 2000</i>	<i>J-17</i>
<i>DoD-Wide Total AMount of Fines Assessed by Origin, FY 2000</i>	<i>J-18</i>
<i>Number of Fines Assessed by Size DoD-Wide</i>	<i>J-19</i>
<i>Fines Paid (Cash and SEPs) - DoD Component Totals</i>	<i>J-20</i>
<i>Total DoD Fines Paid (Cash and SEPs) by Statute</i>	<i>J-21</i>
<i>Number of Fines Paid by Size, DoD-Wide</i>	<i>J-22</i>
<i>Fines Paid (Cash and SEPs) in FY 2000 - Component Totals</i>	<i>J-23</i>
<i>Army - Fines Assessed by Origin</i>	<i>J-24</i>
<i>Army - Fines Paid (Cash and SEPs) Resource Conservation and Recovery Act (RCRA)</i>	<i>J-25</i>
<i>Army - Fines Paid (Cash and SEPs) Safe Drinking Water Act (SDWA)</i>	<i>J-26</i>
<i>Army - Fines Paid (Cash and SEPs) Clean Air Act (CAA)</i>	<i>J-27</i>
<i>Army - Fines Paid (Cash and SEPs) Clean Water Act (CWA)</i>	<i>J-28</i>
<i>Navy - Fines Assessed by Origin</i>	<i>J-29</i>
<i>Navy - Fines Paid (Cash and SEPs) Resource Conservation and Recovery Act (RCRA)</i>	<i>J-30</i>



## SUMMARY OF FY 2000 ENVIRONMENTAL QUALITY FINES AND PENALTIES ASSESSED AND PAID (Continued)

<i>Navy - Fines Paid (Cash and SEPs) Safe Drinking Water Act (SDWA)</i>	<i>J-31</i>
<i>Navy - Fines Paid (Cash and SEPs) Clean Air Act (CAA)</i>	<i>J-32</i>
<i>Marine Corps - Fines Assessed by Origin</i>	<i>J-33</i>
<i>Marine Corps - Fines Paid (Cash and SEPs) Resource Conservation and Recovery Act (RCRA)</i>	<i>J-34</i>
<i>Air Force - Fines Assessed by Origin</i>	<i>J-35</i>
<i>Air Force - Fines Paid (Cash and SEPs) Resource Conservation and Recovery Act (RCRA)</i>	<i>J-36</i>
<i>Air Force - Fines Paid (Cash and SEPs) Clean Air Act (CAA)</i>	<i>J-37</i>
<i>DLA - Fines Assessed by Origin</i>	<i>J-38</i>
<i>DLA - Fines Paid (Cash and SEPs) Resource Conservation and Recovery Act (RCRA)</i>	<i>J-39</i>
<i>DLA - Fines Paid (Cash and SEPs) Clean Air Act (CAA)</i>	<i>J-40</i>
<i>DLA - Fines Paid (Cash and SEPs) Clean Water Act (CWA)</i>	<i>J-41</i>

DoD Component	Fines Assessed in Fiscal Year 2000	
		Amount Assessed
<b>EPA</b>		
Army	\$	535,669
Navy	\$	175,000
Marine Corps	\$	39,600
Air Force	\$	300
DLA	\$	0
<b>EPA Total</b>	<b>\$</b>	<b>750,569</b>
<b>STATE</b>		
Army	\$	595,251
Navy	\$	90,100
Marine Corps	\$	16,250
Air Force	\$	113,250
DLA	\$	0
<b>State Total</b>	<b>\$</b>	<b>814,851</b>
<b>LOCAL</b>		
Army	\$	0
Navy	\$	112,750
Marine Corps	\$	14,675
Air Force	\$	0
DLA	\$	0
<b>Local Total</b>	<b>\$</b>	<b>127,425</b>

Summary of FY 2000 EQ Fines and Penalties Assessed and Paid

Appendix J - 2



**DoD COMPONENT TOTAL**

Army	\$	1,130,920
Navy	\$	377,850
Marine Corps	\$	70,525
Air Force	\$	113,550
DLA	\$	0
<b>Grand Total</b>	<b>\$</b>	<b>1,692,845</b>

TO TOP

<b>Army</b>	<b>Fines Assessed in Fiscal Year 2000</b>				
<b>Installations by Federal, State, and Local</b>	<b>State</b>	<b>Authority</b>	<b>Issuing Agency</b>	<b>Date Assessed</b>	<b>Amount Assessed</b>
<b>EPA</b>					
Pine Bluff Arsenal	AR	CAA	VI	08/28/00	\$ 48,000
Fort Campbell	KY	RCRA-C	IV	09/14/00	\$ 37,125
Fort Lewis	WA	RCRA-I	X	09/18/00	\$ 450,544
<b>EPA Subtotal</b>					<b>\$ 535,669</b>
<b>STATE</b>					
Fort Sam Houston	TX	CAA	Texas	11/19/99	\$ 8,000
Lake City Army Ammunition Plant	MO	RCRA	Missouri	11/24/99	\$ 29,400
Fort Sam Houston	TX	RCRA	Texas	11/30/99	\$ 7,975
Fort Bragg	NC	RCRA	North Carolina	12/01/99	\$ 107,500
Fort Knox	KY	CAA	Kentucky	12/16/99	\$ 6,000
Tooele Chemical Disposal Facility	UT	RCRA	Utah	12/30/99	\$ 68,445
Fort Bragg	NC	CAA	North Carolina	02/03/00	\$ 3,318
Red River Army Depot	TX	CAA	Texas	02/07/00	\$ 12,750
Aberdeen Proving Ground	MD	RCRA-C	Maryland	05/30/00	\$ 1,000
Fort Benning	GA	SDWA	Georgia	06/15/00	\$ 9,000
Fort Lewis	WA	CAA	Washington	06/28/00	\$ 245,000
US Army Military Academy West Point	NY	RCRA-I	New York	07/11/00	\$ 15,000
Fort Carson	CO	RCRA-C	Colorado	08/09/00	\$ 59,363
Indiana Army Ammunition Plant	IN	RCRA-C	Indiana	08/19/00	\$ 22,500
<b>State Subtotal</b>					<b>\$ 595,251</b>
<b>LOCAL</b>					
<i>None</i>					\$ 0
<b>Local Subtotal</b>					<b>\$ 0</b>
<b>Army Total</b>					<b>\$ 1,130,920</b>

<b>Navy</b>	<b>Fines Assessed in Fiscal Year 2000</b>				
<b>Installations by Federal, State, and Local</b>	<b>State</b>	<b>Authority</b>	<b>Issuing Agency</b>	<b>Date Assessed</b>	<b>Amount Assessed</b>
<b>EPA</b>					
Naval Air Facility El Centro	CA	RCRA-C	IX	02/11/00	\$ 175,000
<b>EPA Subtotal</b>					<b>\$ 175,000</b>
<b>STATE</b>					
Roy M Wheat (T-AK-3016)	AL	RCRA-C	Alabama	04/18/00	\$ 90,100
<b>State Subtotal</b>					<b>\$ 90,100</b>
<b>LOCAL</b>					
Naval Air Facility El Centro	CA	CAA		10/21/99	\$ 250
Naval Air Facility El Centro	CA	CAA		10/21/99	\$ 250
CMAR Norfolk	VA	CWA		12/08/99	\$ 1,000
CMAR Norfolk	VA	CWA		12/08/99	\$ 4,000
Naval Air Station North Island San Diego	CA	CAA		01/05/00	\$ 2,250
Naval Air Station North Island San Diego	CA	CAA		01/05/00	\$ 2,000
Navy Exchange Detachment El Centro	CA	CAA		02/11/00	\$ 1,000
CMAR Norfolk	VA	CWA		03/31/00	\$ 1,000
PWC San Deigo	CA	CAA		05/05/00	\$ 1,000
Weapons Station Seal Beach	CA	CAA		06/08/00	\$ 100,000
<b>Local Subtotal</b>					<b>\$ 112,750</b>
<b>Navy Total</b>					<b>\$ 377,850</b>



<b>Marine Corps</b>	<b>Fines Assessed in Fiscal Year 2000</b>				
<b>Installations by Federal, State, and Local</b>	<b>State</b>	<b>Authority</b>	<b>Issuing Agency</b>	<b>Date Assessed</b>	<b>Amount Assessed</b>
<b>EPA</b>					
MCB Quantico	VA	CAA	III	09/30/99	\$ 39,600
<b>EPA Subtotal</b>					<b>\$ 39,600</b>
<b>STATE</b>					
MCAS Beaufort	SC	RCRA-D	South Carolina	09/15/00	\$ 16,250
<b>State Subtotal</b>					<b>\$ 16,250</b>
<b>LOCAL</b>					
MCAGCC Twentynine Palms	CA	RCRA-C		10/10/99	\$ 11,400
MCB Camp Pendleton	CA	CAA		02/24/00	\$ 1,000
MCB Camp Pendleton	CA	CAA		07/07/00	\$ 2,025
MCRD San Diego	CA	CAA		07/15/00	\$ 250
<b>Local Subtotal</b>					<b>\$ 14,675</b>
<b>Marine Corps Total</b>					<b>\$ 70,525</b>

<b>Air Force</b>	<b>Fines Assessed in Fiscal Year 2000</b>				
<b>Installations by Federal, State, and Local</b>	<b>State</b>	<b>Authority</b>	<b>Issuing Agency</b>	<b>Date Assessed</b>	<b>Amount Assessed</b>
<b>EPA</b>					
Anderson AFB	GU	RCRA-I	IX	11/15/99	\$ 300
<b>EPA Subtotal</b>					<b>\$ 300</b>
<b>STATE</b>					
Sioux City AGS	IA	CAA	Iowa	02/18/00	\$ 1,000
Robins AFB	GA	SDWA	Georgia	06/13/00	\$ 20,000
Kirkland AFB	NM	RCRA-C	New Mexico	06/21/00	\$ 92,250
<b>State Subtotal</b>					<b>\$ 113,250</b>
<b>LOCAL</b>					
<i>None</i>					\$ 0
<b>Local Subtotal</b>					<b>\$ 0</b>
<b>Air Force Total</b>					<b>\$ 113,550</b>

<b>Defense Logistics Agency</b>	<b>Fines Assessed in Fiscal Year 2000</b>				
<b>Installations by Federal, State, and Local</b>	<b>State</b>	<b>Authority</b>	<b>Issuing Agency</b>	<b>Date Assessed</b>	<b>Amount Assessed</b>
<b>EPA</b>					
<i>None</i>					\$ 0
<b>EPA Subtotal</b>					<b>\$ 0</b>
<b>STATE</b>					
<i>None</i>					\$ 0
<b>State Subtotal</b>					<b>\$ 0</b>
<b>LOCAL</b>					
<i>None</i>					\$ 0
<b>Local Subtotal</b>					<b>\$ 0</b>
<b>DLA Total</b>					<b>\$ 0</b>

DoD Component	Fines Paid in Fiscal Year 2000			
	Amount Assessed	Amount Paid		
		Cash	SEPs	Total

EPA				
Army	\$ 0	\$ 0	\$ 0	\$ 0
Navy*	\$ 105,000	\$ 30,682	\$ 0	\$ 30,682
Marine Corps	\$ 0	\$ 0	\$ 0	\$ 0
Air Force**	\$ 85,000	\$ 72,918	\$ 0	\$ 72,918
DLA	\$ 0	\$ 0	\$ 0	\$ 0
<b>EPA Total</b>	<b>\$ 190,000</b>	<b>\$ 103,600</b>	<b>\$ 0</b>	<b>\$ 103,600</b>

STATE				
Army***	\$ 17,000	\$ 7,500	\$ 0	\$ 7,500
Navy	\$ 0	\$ 0	\$ 0	\$ 0
Marine Corps	\$ 0	\$ 0	\$ 0	\$ 0
Air Force**	\$ 2,000	\$ 40,000	\$ 0	\$ 40,000
DLA	\$ 0	\$ 0	\$ 0	\$ 0
<b>State Total</b>	<b>\$ 19,000</b>	<b>\$ 47,500</b>	<b>\$ 0</b>	<b>\$ 47,500</b>

LOCAL				
Army	\$ 100,000	\$ 0	\$ 0	\$ 0
Navy	\$ 0	\$ 0	\$ 0	\$ 0
Marine Corps	\$ 0	\$ 0	\$ 0	\$ 0
Air Force	\$ 0	\$ 0	\$ 0	\$ 0
DLA	\$ 0	\$ 0	\$ 0	\$ 0
<b>Local Total</b>	<b>\$ 100,000</b>	<b>\$ 0</b>	<b>\$ 0</b>	<b>\$ 0</b>

Summary of FY 2000 EQ Fines and Penalties Assessed and Paid

Appendix J - 9



**DoD COMPONENT TOTAL**

Army	\$ 117,000	\$ 7,500	\$ 0	\$ 7,500
Navy	\$ 105,000	\$ 30,682	\$ 0	\$ 30,682
Marine Corps	\$ 0	\$ 0	\$ 0	\$ 0
Air Force	\$ 87,000	\$ 112,918	\$ 0	\$ 112,918
DLA	\$ 0	\$ 0	\$ 0	\$ 0
<b>Grand Total</b>	<b>\$ 309,000</b>	<b>\$ 151,100</b>	<b>\$ 0</b>	<b>\$ 151,100</b>

\* Payment of administrative costs

\*\* See Component page for multiple explanations

\*\*\* Fee paid in lieu of fine

<b>Army</b>	<b>Fines Paid in Fiscal Year 2000</b>								
Installation by Federal, State, and Local	State	Authority	Issuing Agency	Date Assessed	Amount Assessed	Date Resolved	Amount Paid		
							Cash	SEPs	Total
<b>EPA</b>									
<i>None</i>					\$ 0		\$ 0	\$ 0	\$ 0
<b>EPA Subtotal</b>					<b>\$ 0</b>		<b>\$ 0</b>	<b>\$ 0</b>	<b>\$ 0</b>
<b>STATE</b>									
Milan Army Ammunition Plant*	TN	CAA	TN	08/23/93	\$ 2,500	11/05/99	\$ 2,500	\$ 0	\$ 2,500
Fort Sam Houston	TX	CAA	TX	11/19/99	\$ 8,000	2/15/200	\$ 0	\$ 0	\$ 0
Fort Knox*	KY	CAA	KY	12/16/99	\$ 6,000	02/29/00	\$ 5,000	\$ 0	\$ 5,000
Fort McPherson	GA	CWA	GA	07/19/99	\$ 500	03/31/00	\$ 0	\$ 0	\$ 0
<b>State Subtotal</b>					<b>\$ 17,000</b>		<b>\$ 7,500</b>	<b>\$ 0</b>	<b>\$ 7,500</b>
<b>LOCAL</b>									
Walter Reed Army Medical Center	DC	CAA	DC	08/17/99	\$ 100,000	09/30/00	\$ 0	\$ 0	\$ 0
<b>Local Subtotal</b>					<b>\$ 100,000</b>		<b>\$ 0</b>	<b>\$ 0</b>	<b>\$ 0</b>
<b>Army Total</b>					<b>\$ 117,000</b>		<b>\$ 7,500</b>	<b>\$ 0</b>	<b>\$ 7,500</b>

\* Fee paid in lieu of fine

Navy	Fines Paid in Fiscal Year 2000									
	Installation by Federal, State, and Local	State	Authority	Issuing Agency	Date Assessed	Amount Assessed	Date Resolved	Amount Paid		
								Cash	SEPs	Total
<b>EPA</b>										
Naval Air Facility El Centro*	CA	RCRA-C	IX	02/11/00	\$ 105,000	06/13/00	\$ 30,682	\$ 0	\$ 30,682	
<b>EPA Subtotal</b>					<b>\$ 105,000</b>		<b>\$ 30,682</b>	<b>\$ 0</b>	<b>\$ 30,682</b>	
<b>STATE</b>										
<i>None</i>					\$ 0		\$ 0	\$ 0	\$ 0	
<b>State Subtotal</b>					<b>\$ 0</b>		<b>\$ 0</b>	<b>\$ 0</b>	<b>\$ 0</b>	
<b>LOCAL</b>										
<i>None</i>					\$ 0		\$ 0	\$ 0	\$ 0	
<b>Local Subtotal</b>					<b>\$ 0</b>		<b>\$ 0</b>	<b>\$ 0</b>	<b>\$ 0</b>	
<b>Navy Total</b>					<b>\$ 105,000</b>		<b>\$ 30,682</b>	<b>\$ 0</b>	<b>\$ 30,682</b>	

\* Payment of administrative costs

<b>Marine Corps</b>	<b>Fines Paid in Fiscal Year 2000</b>								
<b>Installation by Federal, State, and Local</b>	<b>State</b>	<b>Authority</b>	<b>Issuing Agency</b>	<b>Date Assessed</b>	<b>Amount Assessed</b>	<b>Date Resolved</b>	<b>Amount Paid</b>		
							<b>Cash</b>	<b>SEPs</b>	<b>Total</b>
<b>EPA</b>									
<i>None</i>					\$ 0		\$ 0	\$ 0	\$ 0
<b>EPA Subtotal</b>					\$ 0		\$ 0	\$ 0	\$ 0
<b>STATE</b>									
<i>None</i>					\$ 0		\$ 0	\$ 0	\$ 0
<b>State Subtotal</b>					\$ 0		\$ 0	\$ 0	\$ 0
<b>LOCAL</b>									
<i>None</i>					\$ 0		\$ 0	\$ 0	\$ 0
<b>Local Subtotal</b>					\$ 0		\$ 0	\$ 0	\$ 0
<b>Marines Total</b>					\$ 0		\$ 0	\$ 0	\$ 0



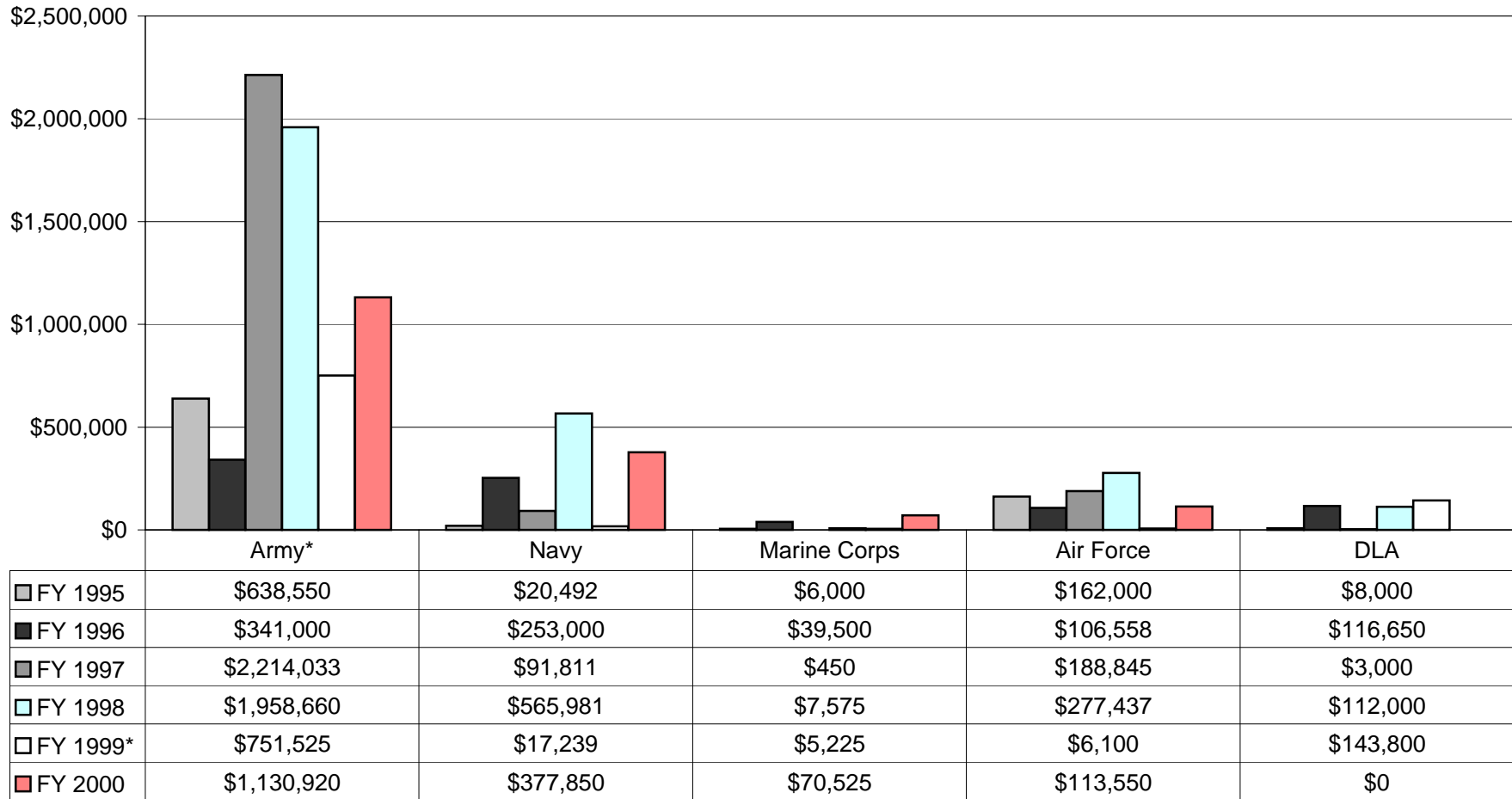
<b>Air Force</b>	<b>Fines Paid in Fiscal Year 2000</b>								
<b>Installation by Federal, State, and Local</b>	<b>State</b>	<b>Authority</b>	<b>Issuing Agency</b>	<b>Date Assessed</b>	<b>Amount Assessed</b>	<b>Date Resolved</b>	<b>Amount Paid</b>		
							<b>Cash</b>	<b>SEPs</b>	<b>Total</b>
<b>EPA</b>									
Dover AFB*	DE	RCRA	II	09/23/99	\$ 5,000	10/13/99	\$ 5,000	\$ 0	\$ 5,000
Davis-Monthan AFB**	AZ	CAA	VIII	1995	\$ 80,000	04/06/00	\$ 72,918	\$ 0	\$ 72,918
<b>EPA Subtotal</b>					<b>\$ 85,000</b>		<b>\$ 77,918</b>	<b>\$ 0</b>	<b>\$ 77,918</b>
<b>STATE</b>									
Wright Patterson AFB***	OH	CAA	Ohio	1995	\$ 2,000	08/31/00	\$ 40,000	\$ 0	\$ 40,000
<b>State Subtotal</b>					<b>\$ 2,000</b>		<b>\$ 40,000</b>	<b>\$ 0</b>	<b>\$ 40,000</b>
<b>LOCAL</b>									
<i>None</i>					\$ 0		\$ 0	\$ 0	\$ 0
<b>Local Subtotal</b>					<b>\$ 0</b>		<b>\$ 0</b>	<b>\$ 0</b>	<b>\$ 0</b>
<b>Air Force Total</b>					<b>\$ 87,000</b>		<b>\$ 117,918</b>	<b>\$ 0</b>	<b>\$ 117,918</b>

\* Paid before enactment of Sec 8149  
\*\* Paid with non-appropriated funds  
\*\*\* Paid out of judgement fund

TO TOP

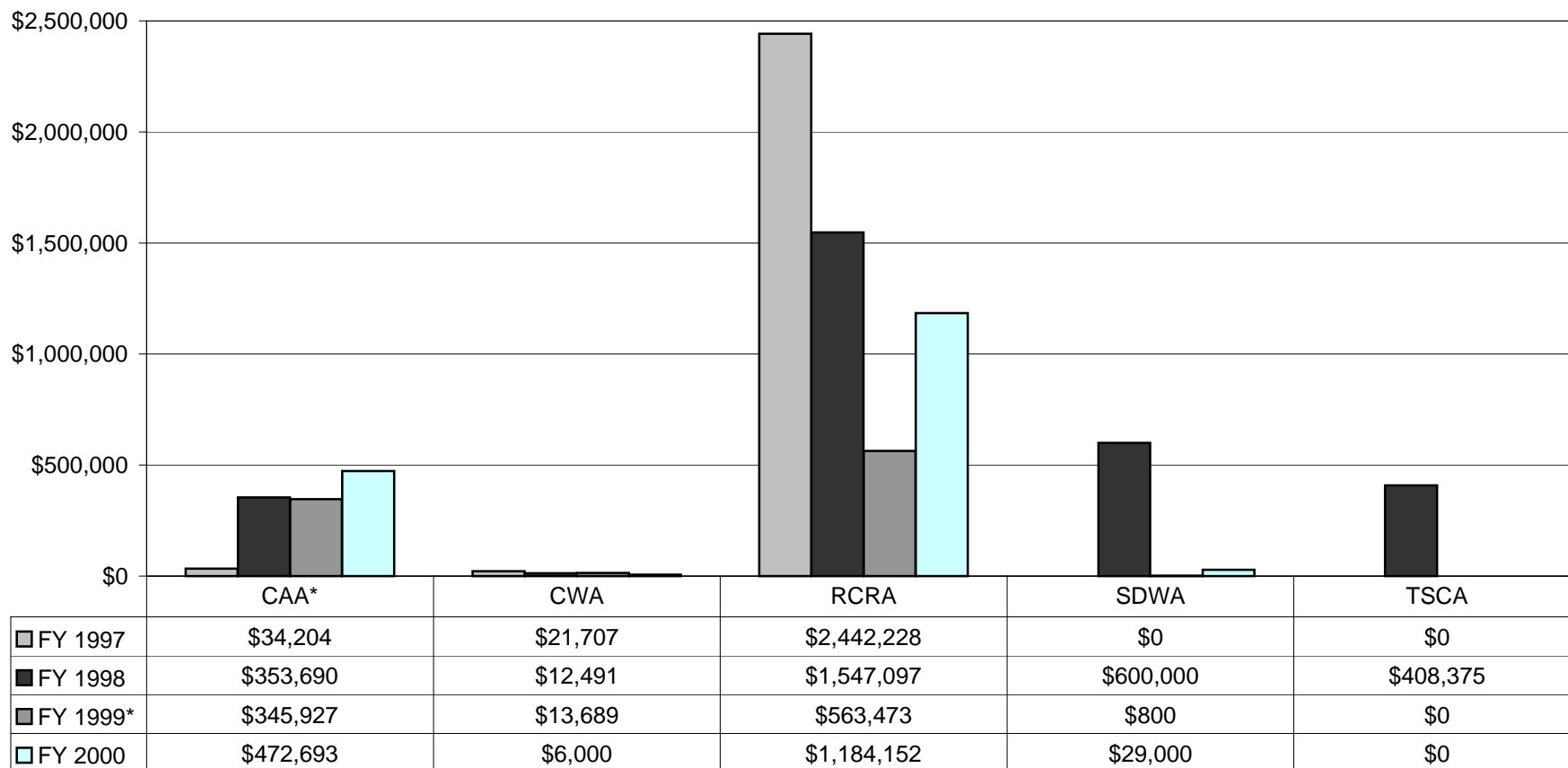
Defense Logistics Agency	Fines Paid in Fiscal Year 2000								
Installation by Federal, State and Local	State	Authority	Issuing Agency	Date Assessed	Amount Assessed	Date Resolved	Amount Paid		
							Cash	SEPs	Total
<b>EPA</b>									
<i>None</i>					\$ 0		\$ 0	\$ 0	\$ 0
<b>EPA Subtotal</b>					<b>\$ 0</b>		<b>\$ 0</b>	<b>\$ 0</b>	<b>\$ 0</b>
<b>STATE</b>									
<i>None</i>					\$ 0		\$ 0	\$ 0	\$ 0
<b>State Subtotal</b>					<b>\$ 0</b>		<b>\$ 0</b>	<b>\$ 0</b>	<b>\$ 0</b>
<b>LOCAL</b>									
<i>None</i>					\$ 0		\$ 0	\$ 0	\$ 0
<b>Local Subtotal</b>					<b>\$ 0</b>		<b>\$ 0</b>	<b>\$ 0</b>	<b>\$ 0</b>
<b>DLA Total</b>					<b>\$ 0</b>		<b>\$ 0</b>	<b>\$ 0</b>	<b>\$ 0</b>

**Figure 1**  
FY 2000 Fines Assessed, DoD Component Totals



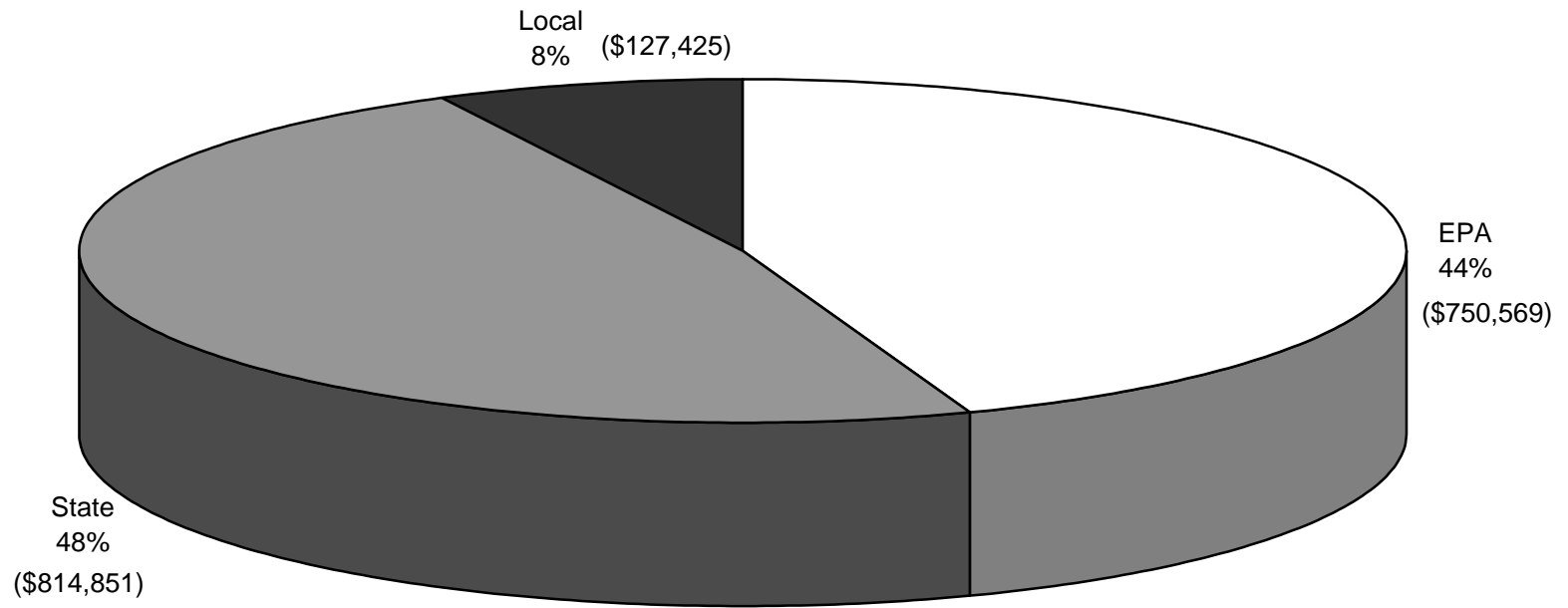
\* Does not include a \$16 million fine assessed against Fort Wainwright, Alaska under the Clean Air Act in 1999.

**Figure 2**  
DoD-Wide Fines Assessed by Statute  
FY 1997 to FY 2000

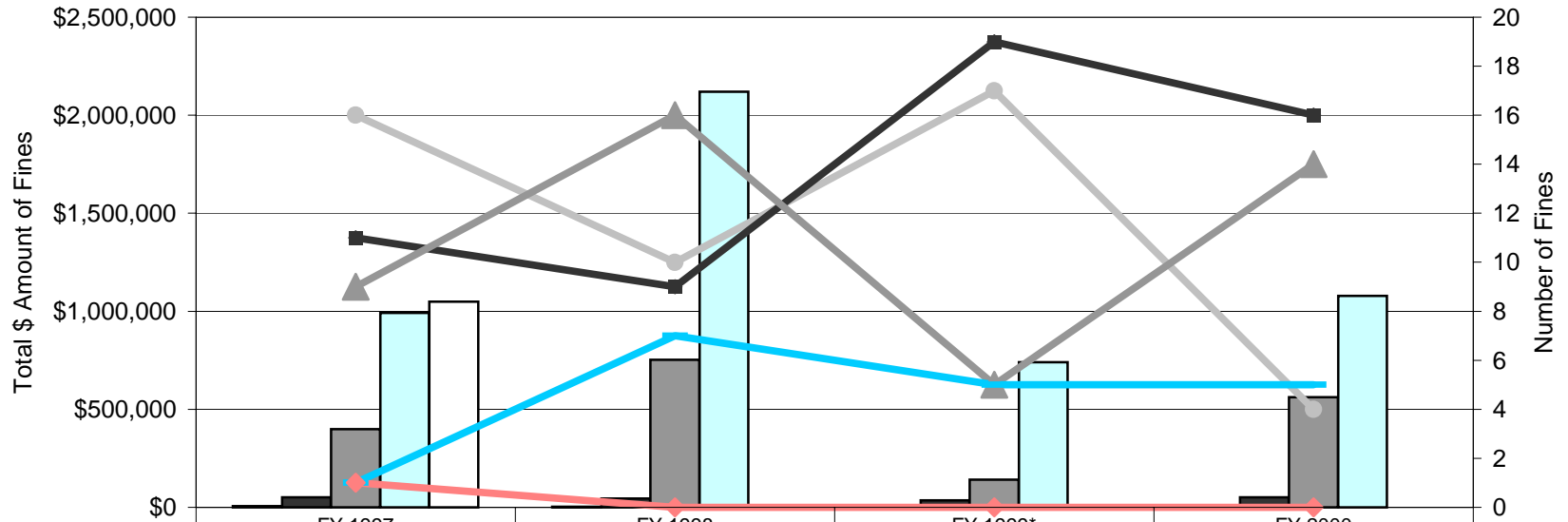


\* Does not include a \$16 million fine assessed against Fort Wainwright, Alaska under the Clean Air Act in 1999.

**Figure 3**  
DoD-Wide Total Amount of Fines Assessed by Origin, FY 2000



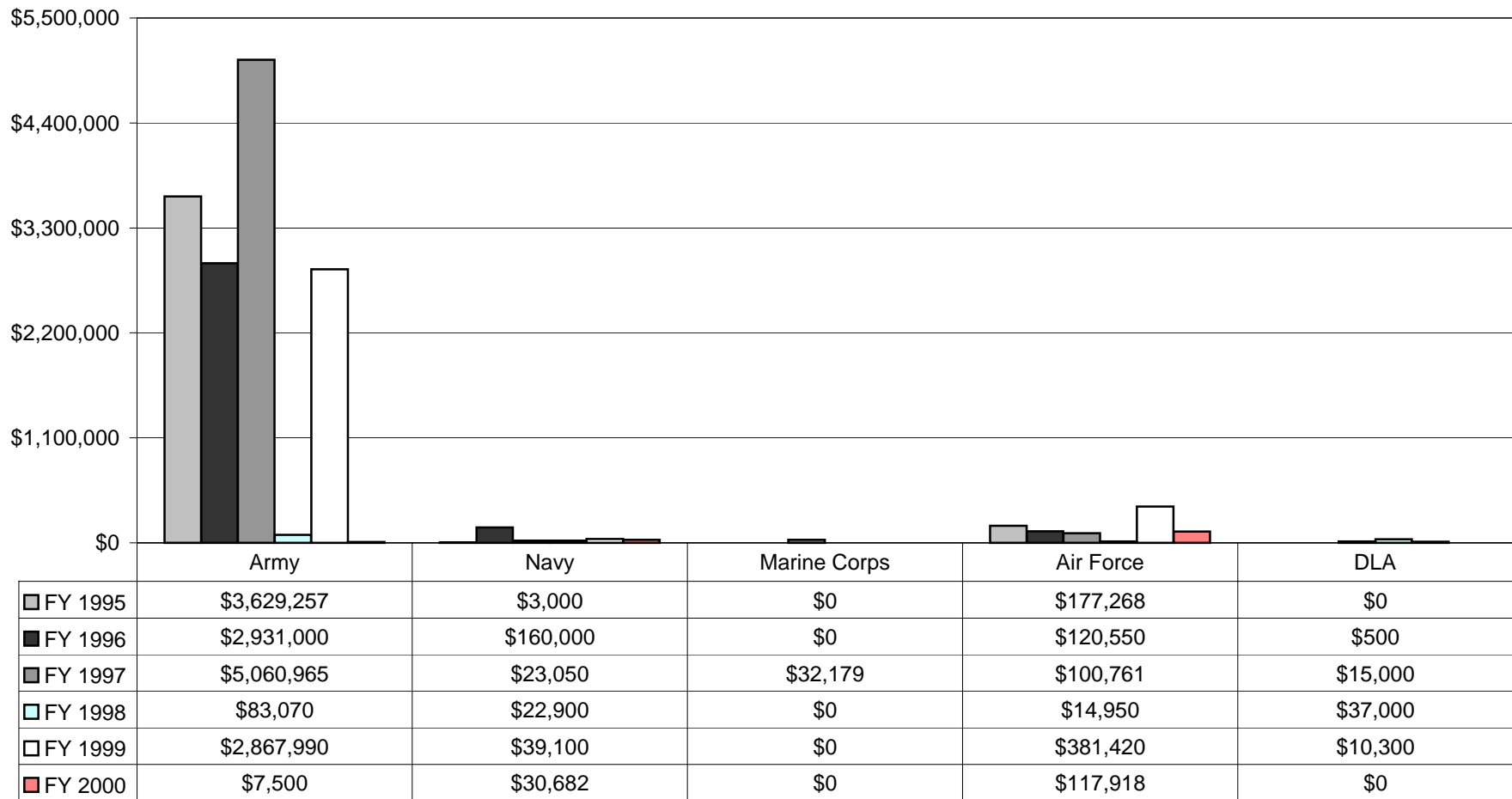
**Figure 4**  
**Number of Fines Assessed by Size, DoD-Wide**  
**FY 1997 to FY 2000**



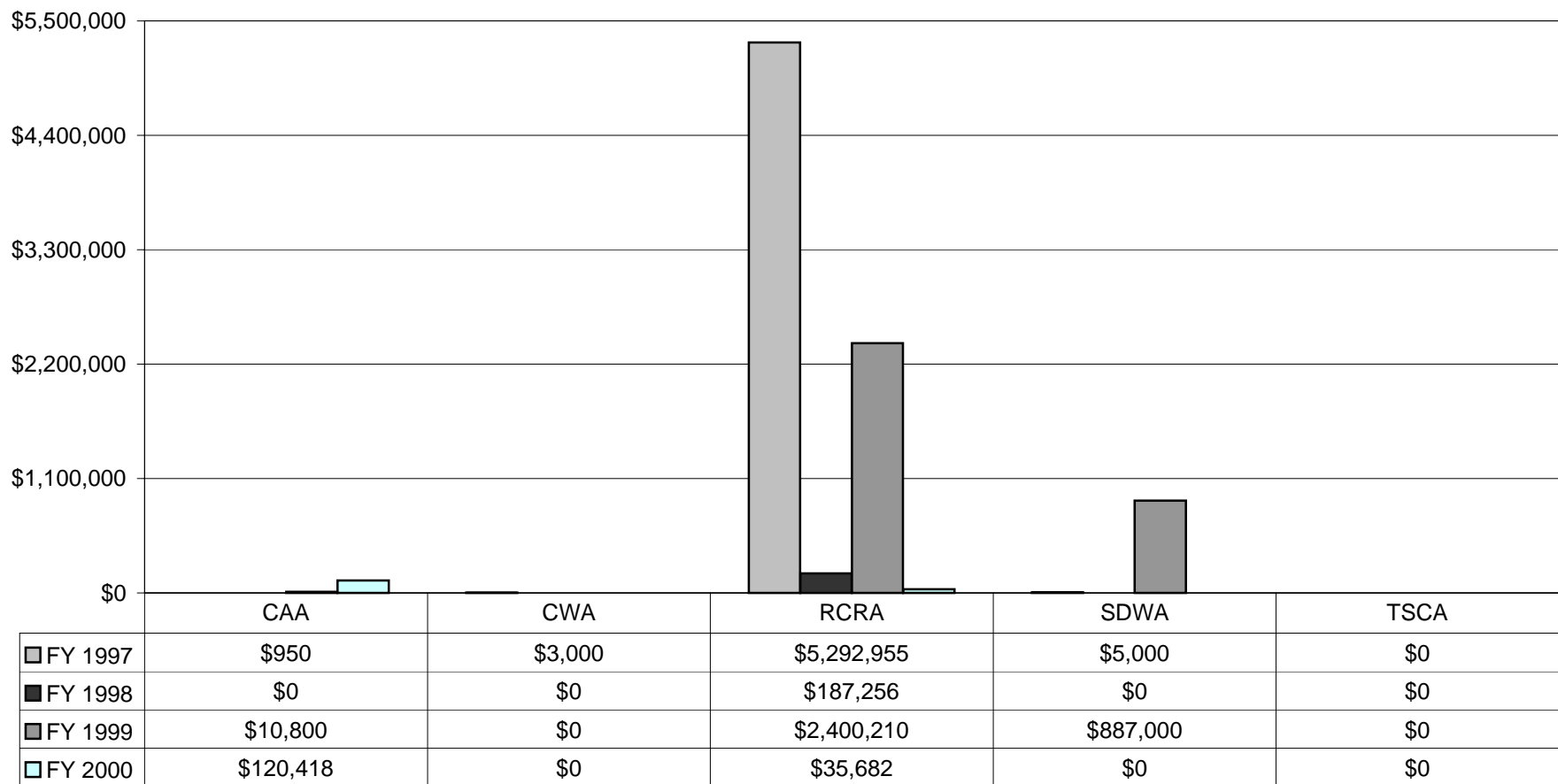
	FY 1997	FY 1998	FY 1999*	FY 2000
■ \$0 - \$999	\$6,849	\$3,872	\$5,925	\$1,050
■ \$1,000 - \$9,999	\$51,650	\$44,931	\$36,291	\$51,568
■ \$10,000 - \$99,999	\$399,340	\$753,075	\$141,490	\$562,183
■ \$100,000 - \$999,999	\$991,700	\$2,119,775	\$740,183	\$1,078,044
■ > \$1,000,000*	\$1,048,600	\$0	\$0	\$0
● \$0 - \$999	16	10	17	4
■ \$1,000 - \$9,999	11	9	19	16
▲ \$10,000 - \$99,999	9	16	5	14
■ \$100,000 - \$999,999	1	7	5	5
◆ > \$1,000,000*	1	0	0	0

\* Does not include a \$16 million fine assessed against Fort Wainwright, Alaska under the Clean Air Act in 1999.

**Figure 5**  
**Fines Paid (Cash and SEPs), DoD Component Totals**  
**FY 1995 to FY 2000**

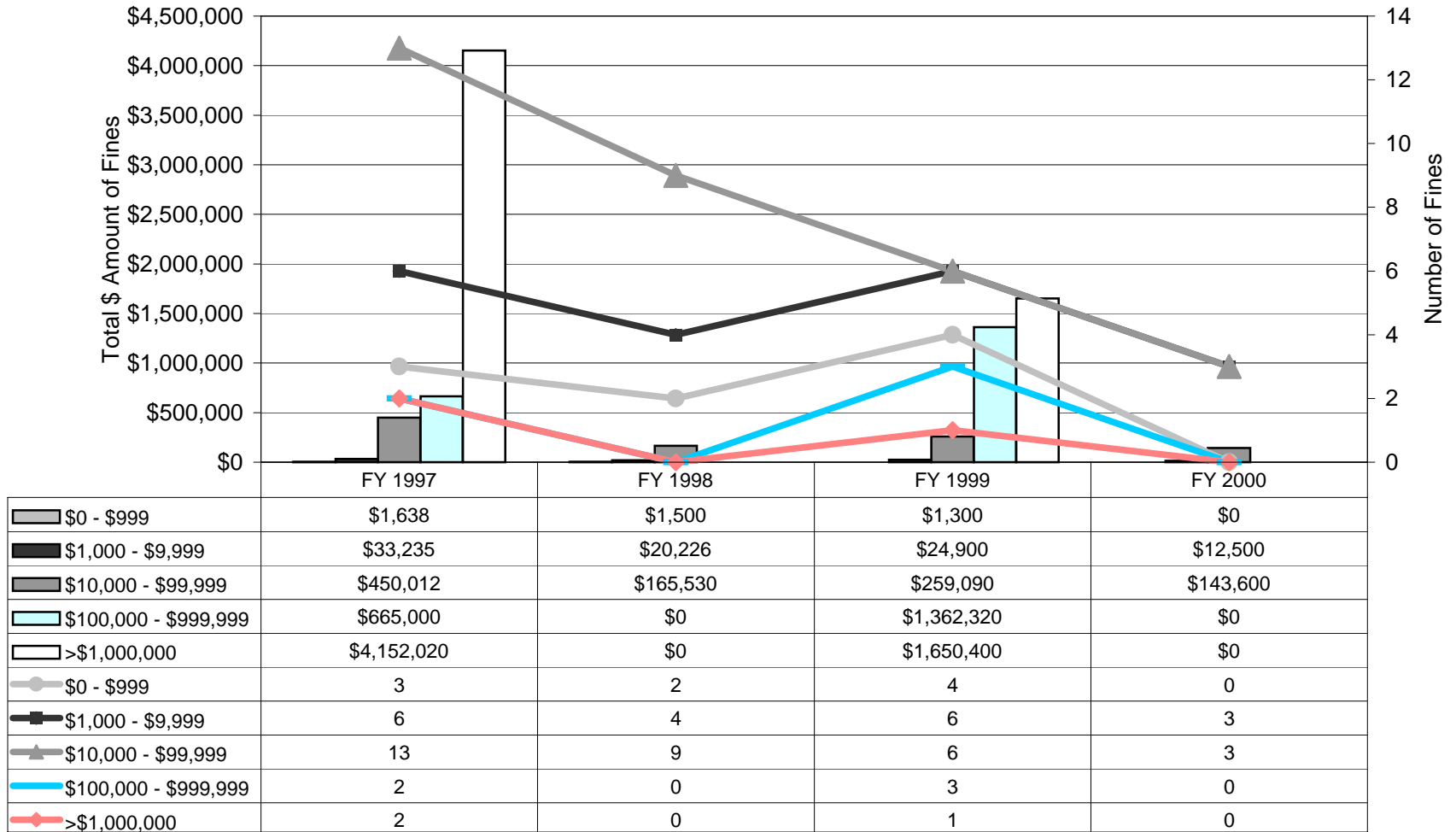


**Figure 6**  
**Total DoD Fines Paid (Cash and SEPs) by Statute**  
**FY 1997 to FY 2000**

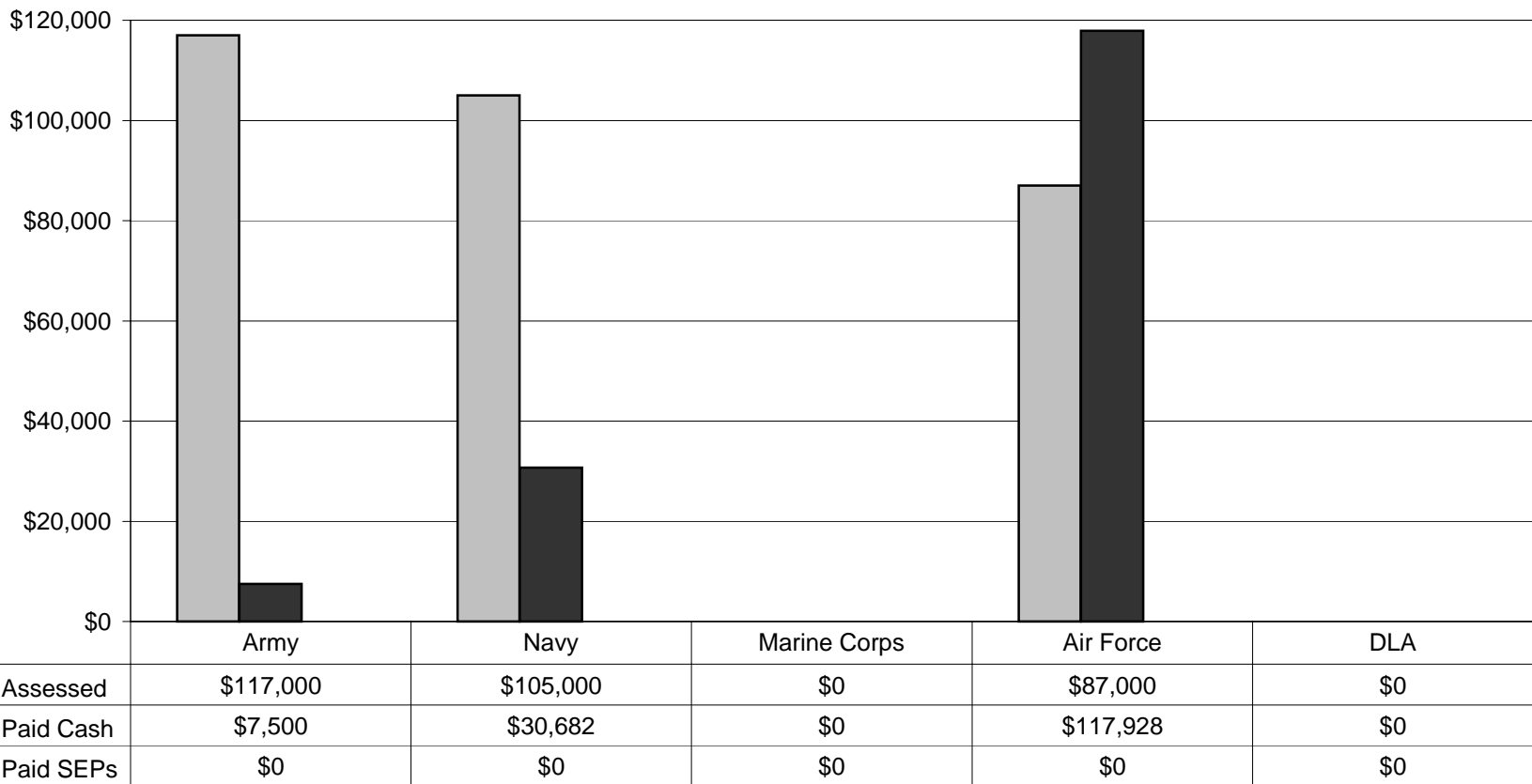




**Figure 7**  
**Number of Fines (Cash and SEPs) Paid by Size, DoD-Wide, FY 2000**

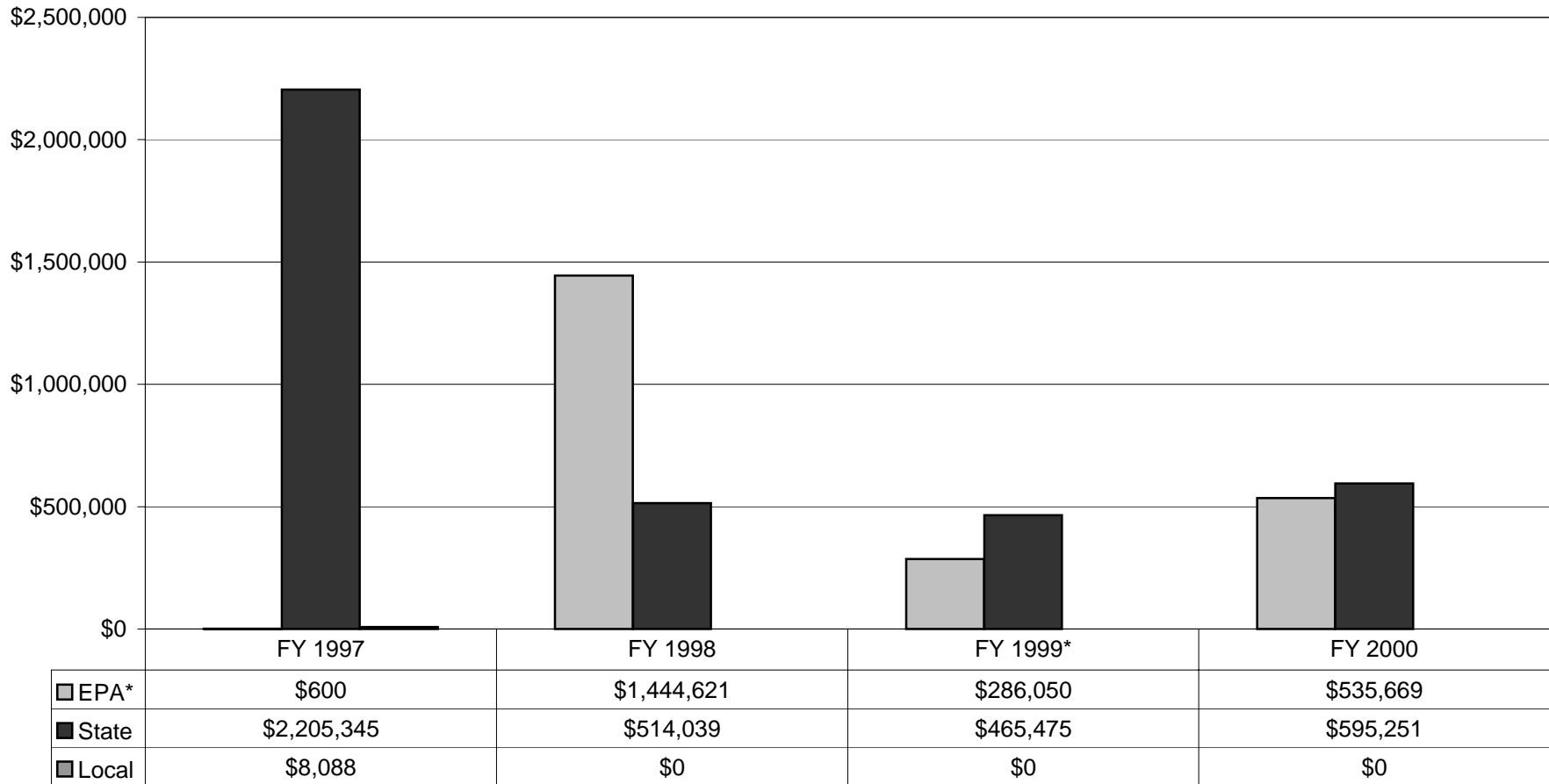


**Figure 8**  
**Fines Paid\*\* (Cash and SEPs) in FY 2000**  
**DoD Component Totals**



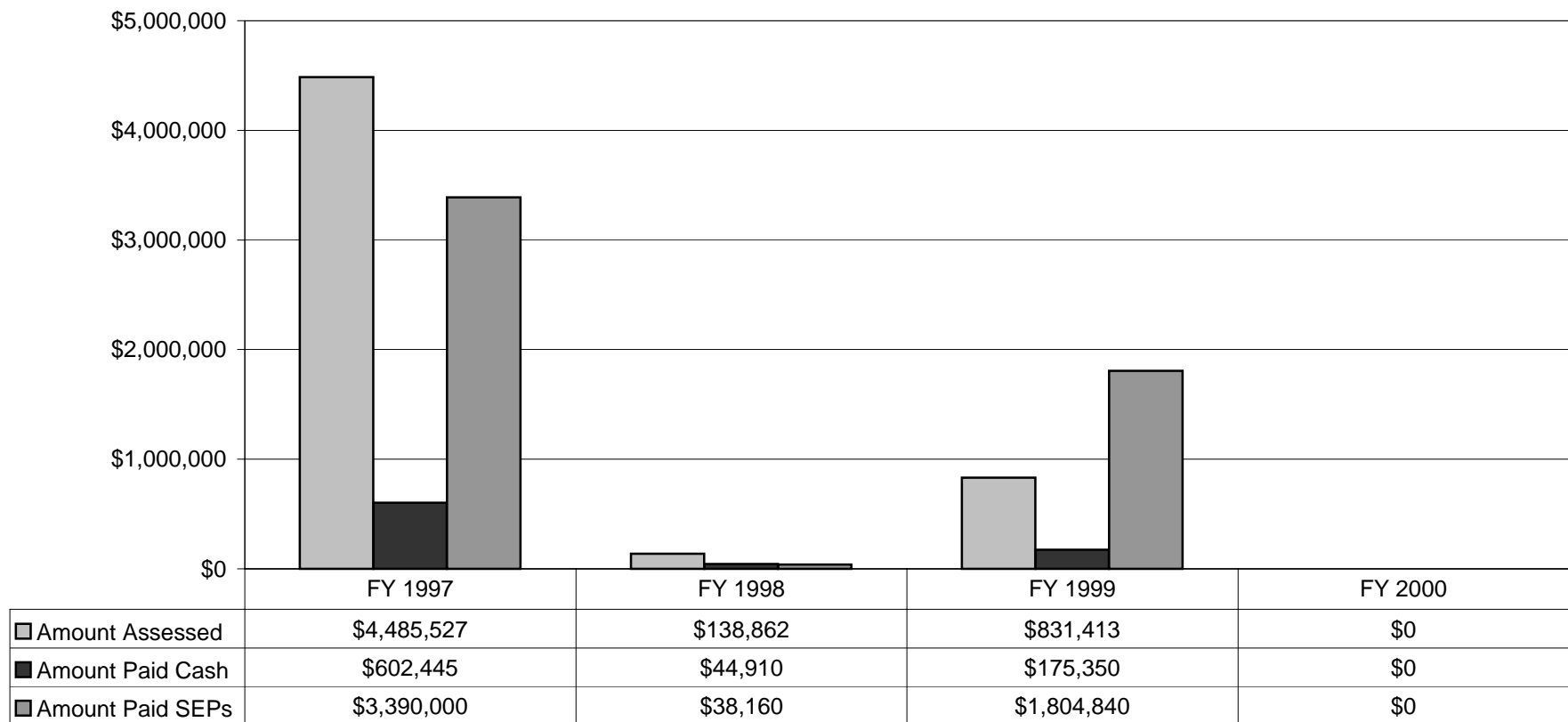
\*\* The amounts paid in cash and SEPs are linked to the amount assessed in the original fine, regardless of the year assessed.

**Figure 9**  
**Army, Fines Assessed by Origin**  
**FY 1997 to FY 2000**



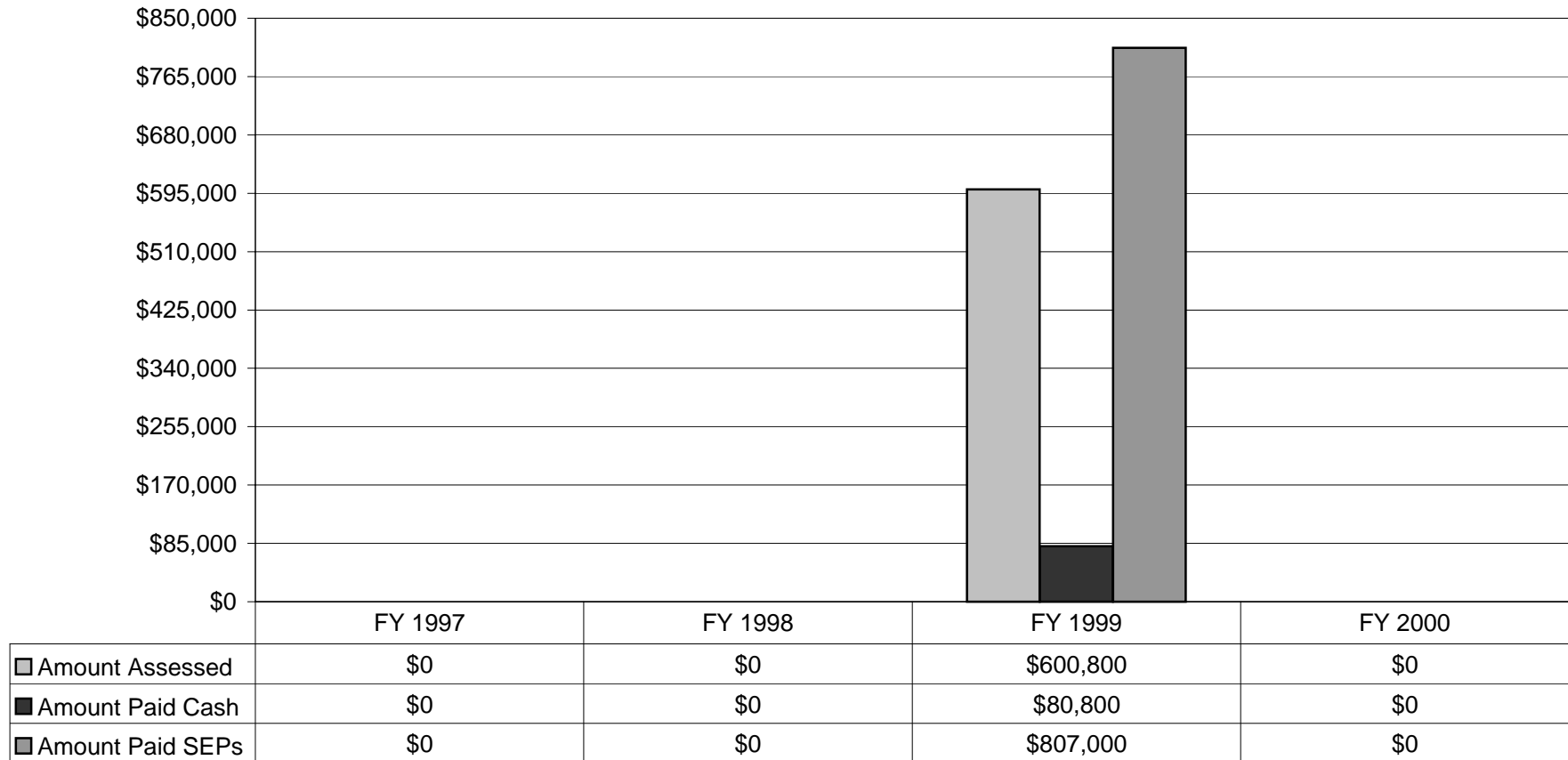
\* Does not include a \$16 million fine assessed against Fort Wainwright, Alaska under the Clean Air Act in 1999.

**Figure 10**  
**Army, Fines Paid\*\* (Cash and SEPs)**  
**FY 1997 to FY 2000**  
**Resource Conservation and Recovery Act (RCRA)**



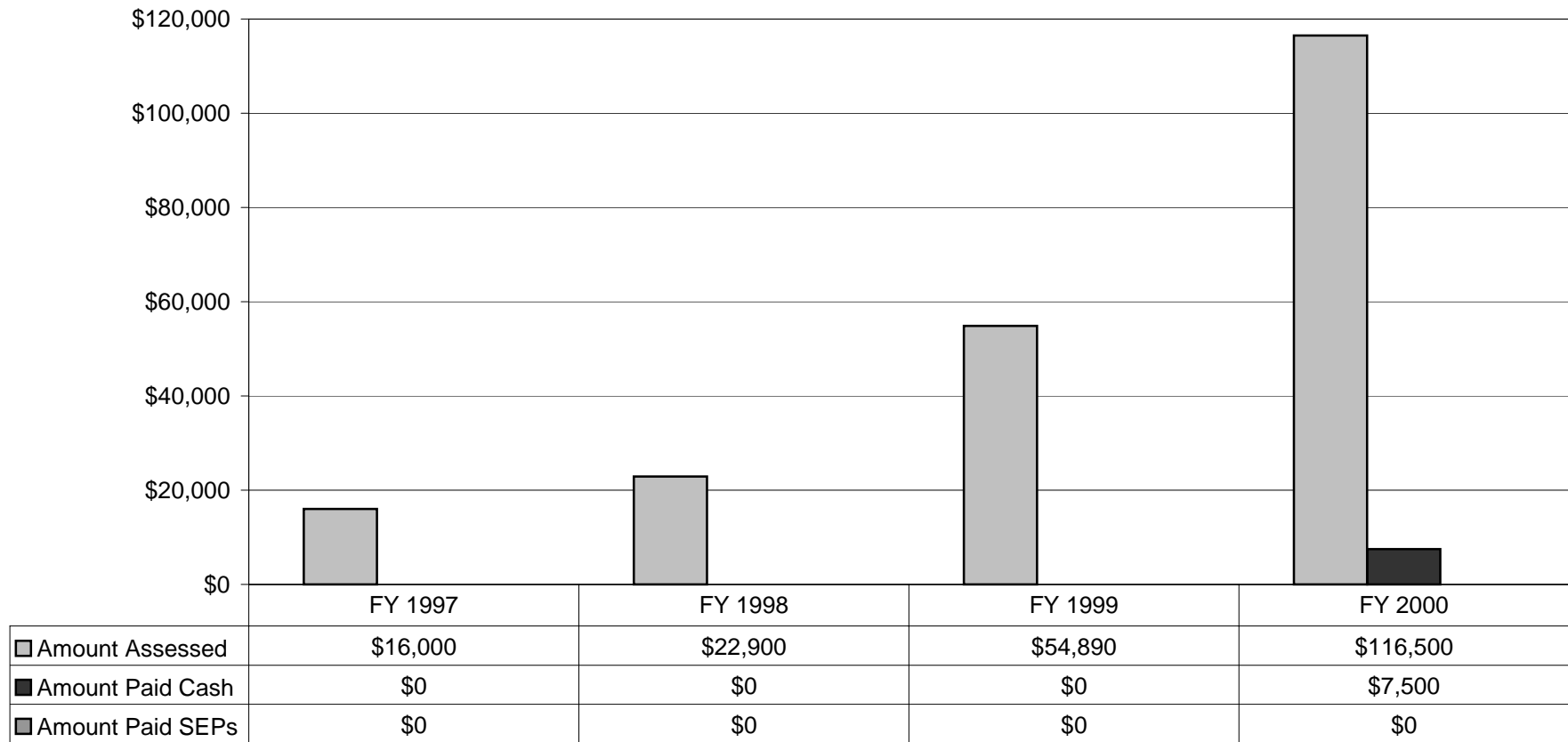
\*\* The amounts paid in cash and SEPs are linked to the amount assessed in the original fine, regardless of the year assessed.

**Figure 11**  
**Army, Fines Paid\*\* (Cash and SEPs)**  
**FY 1997 to FY 2000**  
**Safe Drinking Water Act (SDWA)**



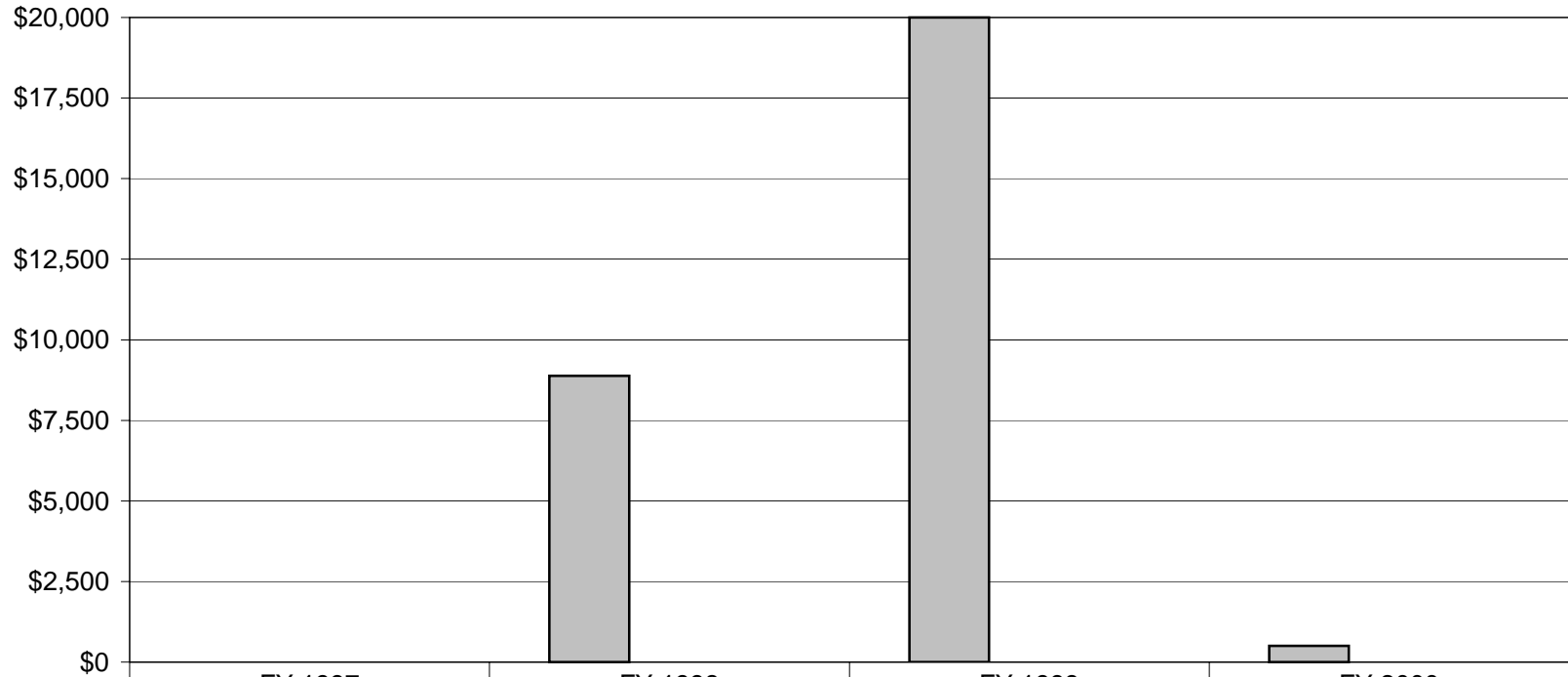
\*\* The amounts paid in cash and SEPs are linked to the amount assessed in the original fine, regardless of the year assessed.

**Figure 12**  
**Army, Fines Paid\*\* (Cash and SEPs)**  
**FY 1997 to FY 2000**  
**Clean Air Act (CAA)**



\*\* The amounts paid in cash and SEPs are linked to the amount assessed in the original fine, regardless of the year assessed.

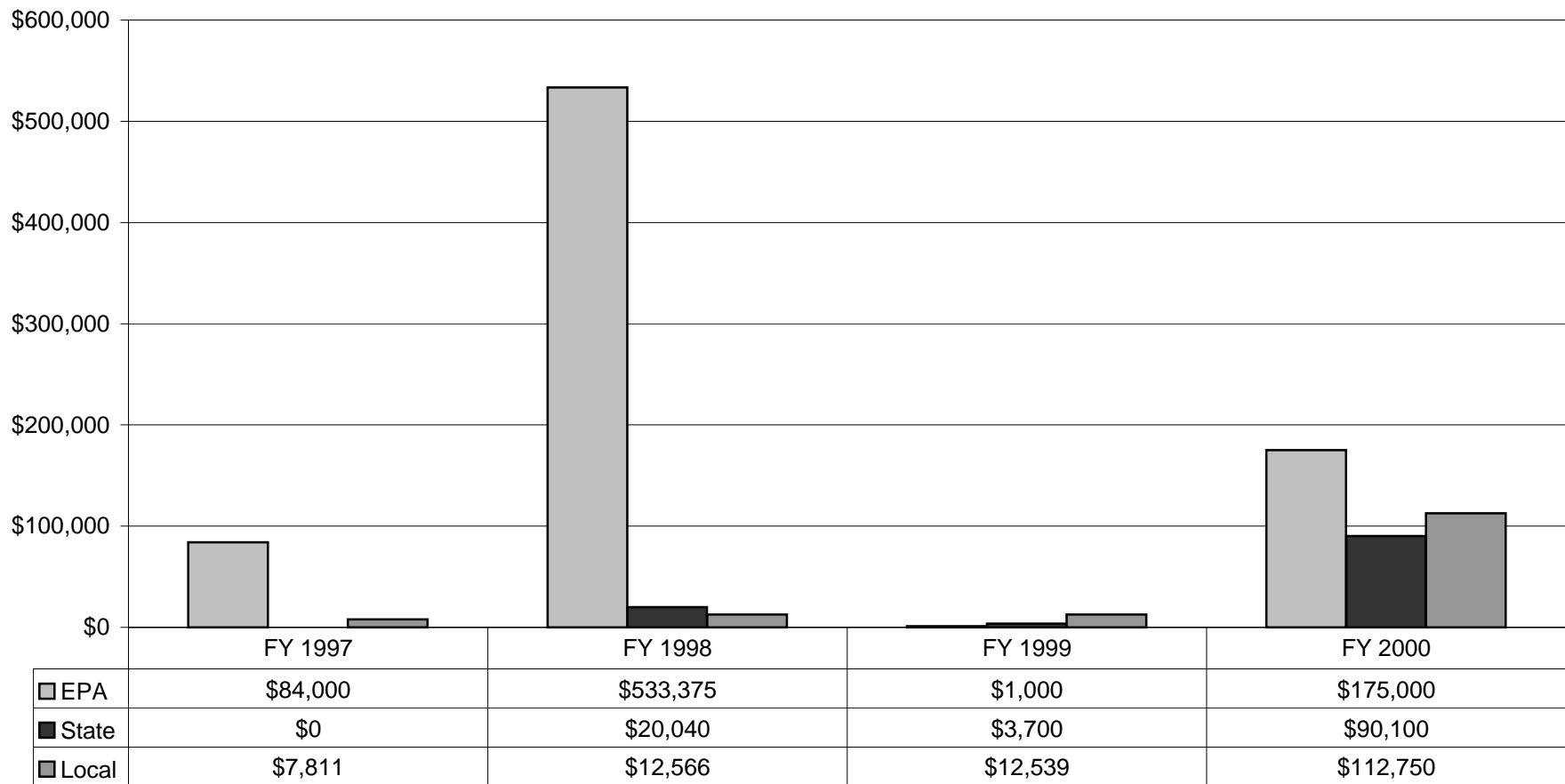
**Figure 13**  
**Army, Fines Paid\*\* (Cash and SEPs)**  
**FY 1997 to FY 2000**  
**Clean Water Act (CWA)**



	FY 1997	FY 1998	FY 1999	FY 2000
Amount Assessed	\$0	\$8,885	\$20,000	\$500
Amount Paid Cash	\$0	\$0	\$0	\$0
Amount Paid SEPs	\$0	\$0	\$0	\$0

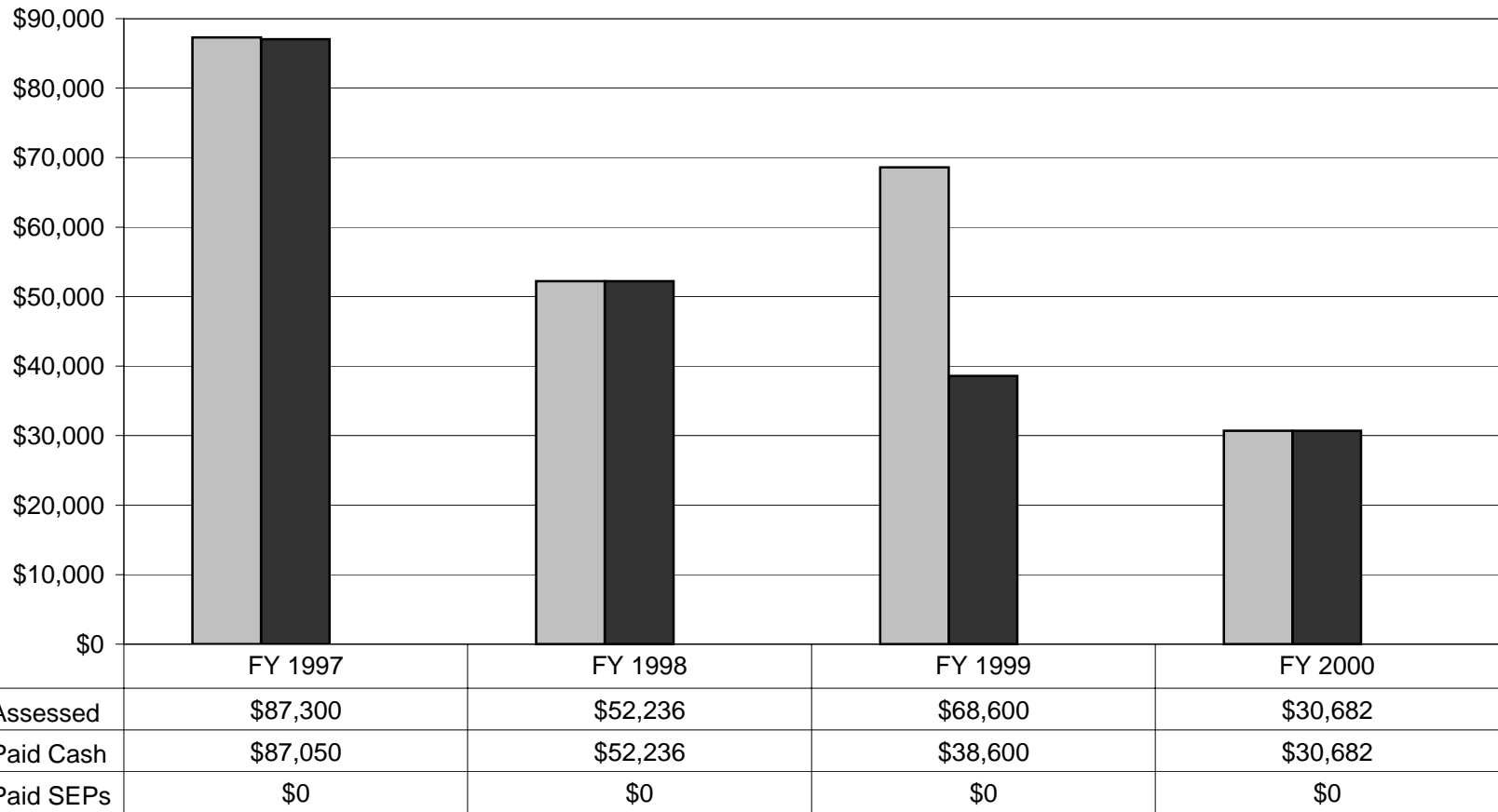
\*\* The amounts paid in cash and SEPs are linked to the amount assessed in the original fine, regardless of the year assessed.

**Figure 14**  
**Navy, Fines Assessed by Origin**  
**FY 1997 to FY 2000**



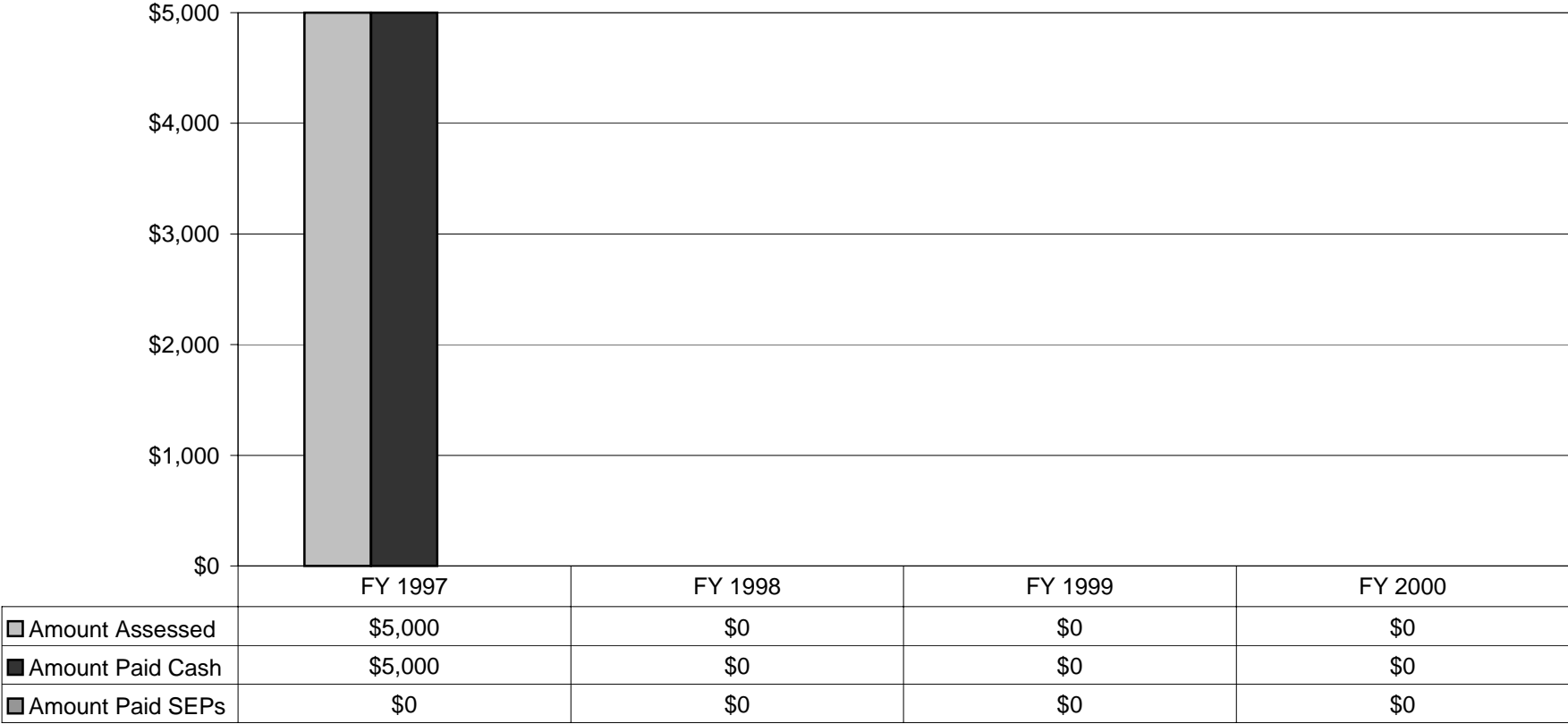


**Figure 15**  
**Navy, Fines Paid\*\* (Cash and SEPs)**  
**FY 1997 to FY 2000**  
**Resource Conservation and Recovery Act (RCRA)**



\*\* The amounts paid in cash and SEPs are linked to the amount assessed in the original fine, regardless of the year assessed.

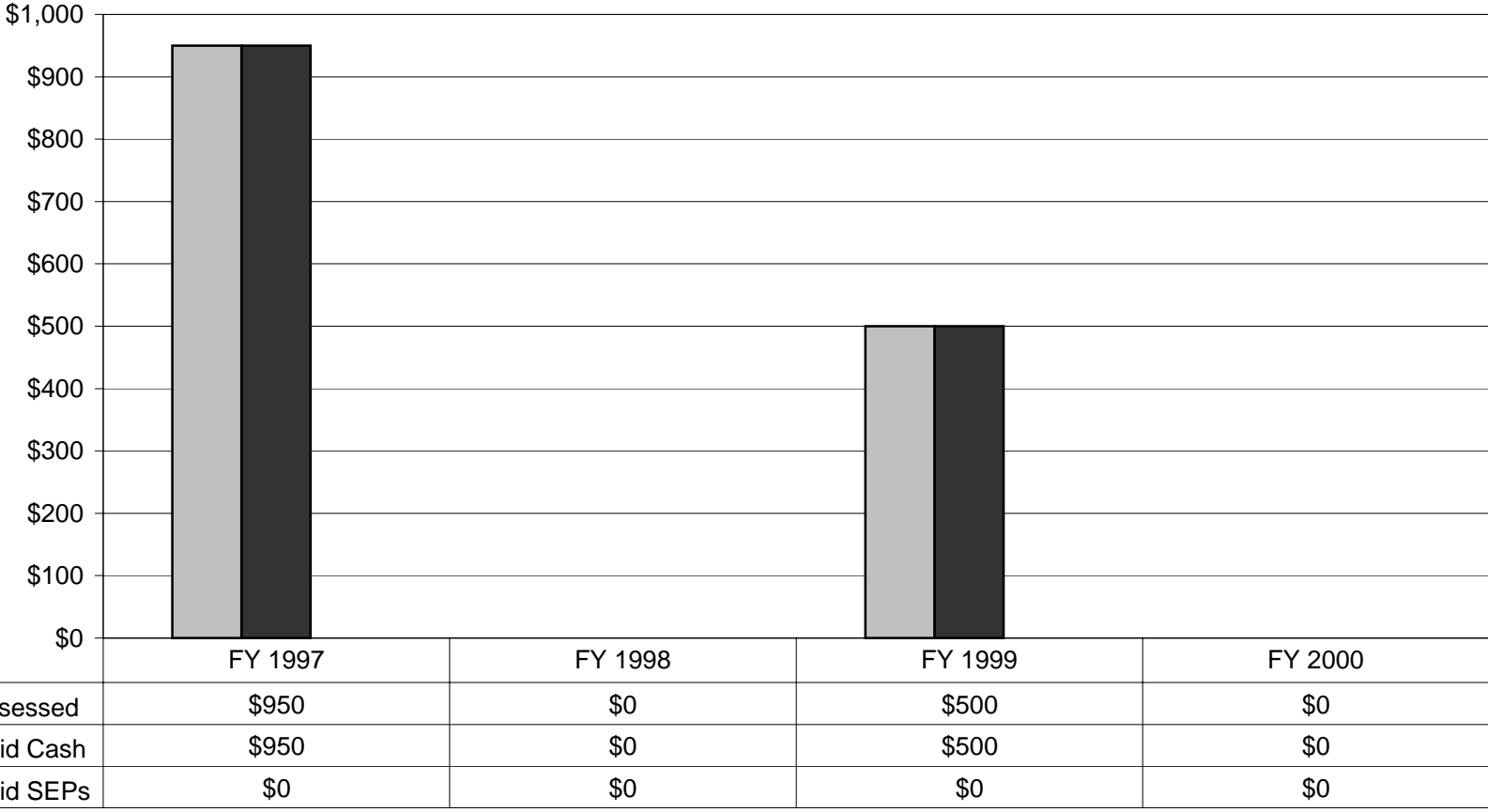
**Figure 16**  
**Navy, Fines Paid\*\* (Cash and SEPs)**  
**FY 1997 to FY 2000**  
**Safe Drinking Water Act (SDWA)**



\*\* The amounts paid in cash and SEPs are linked to the amount assessed in the original fine, regardless of the year assessed.

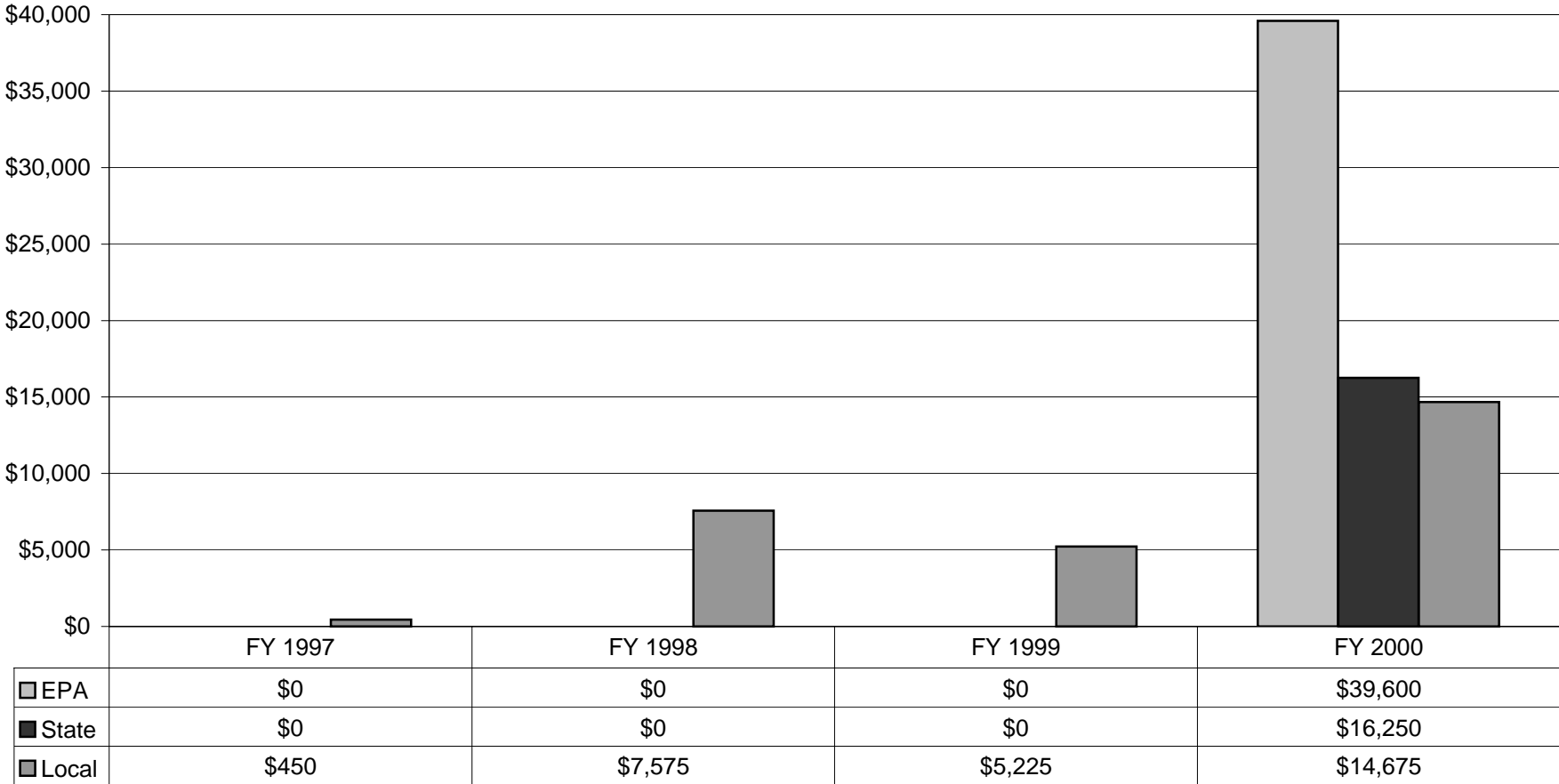


**Figure 17**  
**Navy, Fines Paid\*\* (Cash and SEPs)**  
**FY 1997 to FY 2000**  
**Clean Air Act (CAA)**

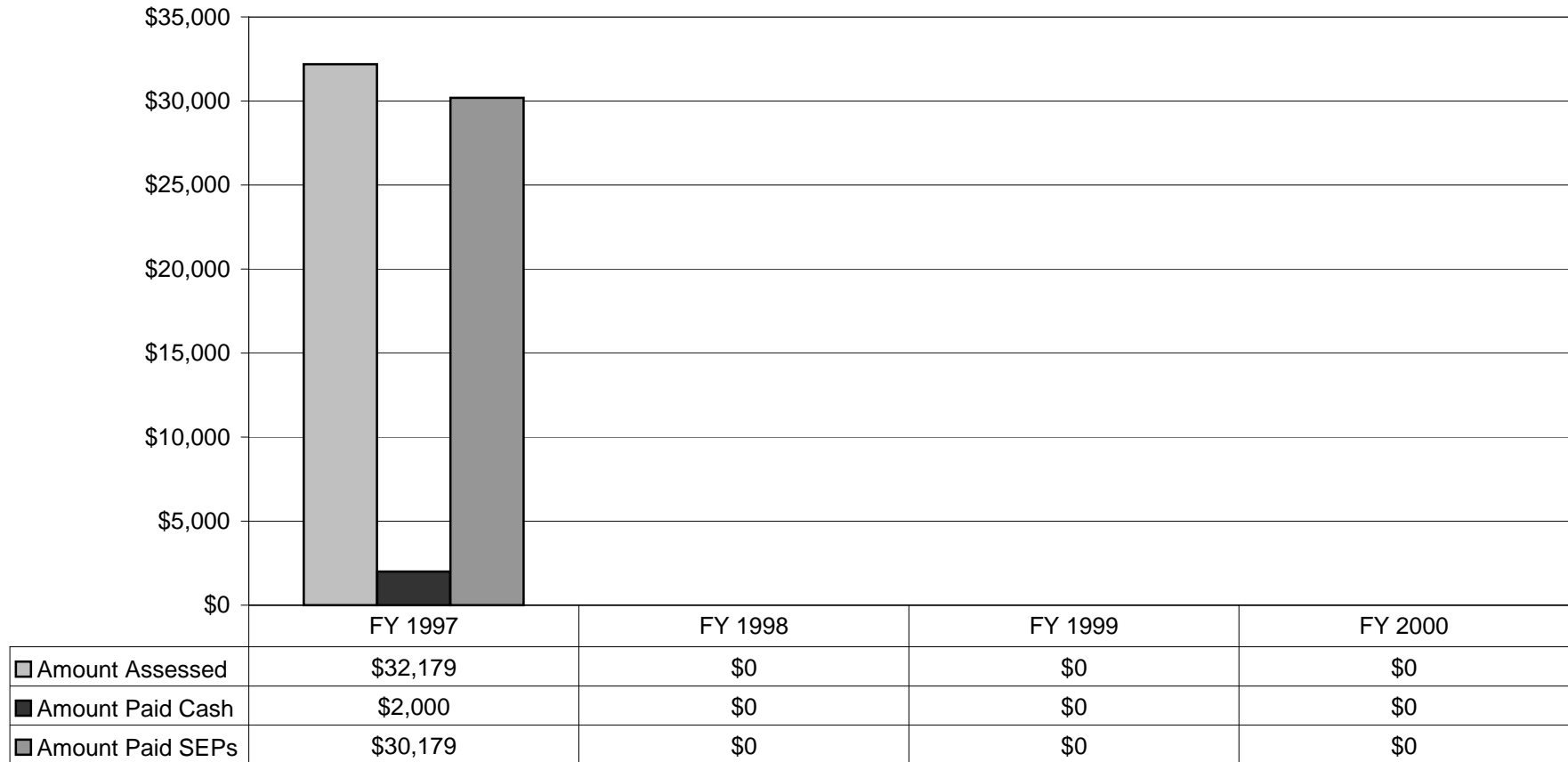


\*\* The amounts paid in cash and SEPs are linked to the amount assessed in the original fine, regardless of the year assessed.

**Figure 18**  
**Marine Corps, Fines Assessed by Origin**  
**FY 1997 to FY 2000**

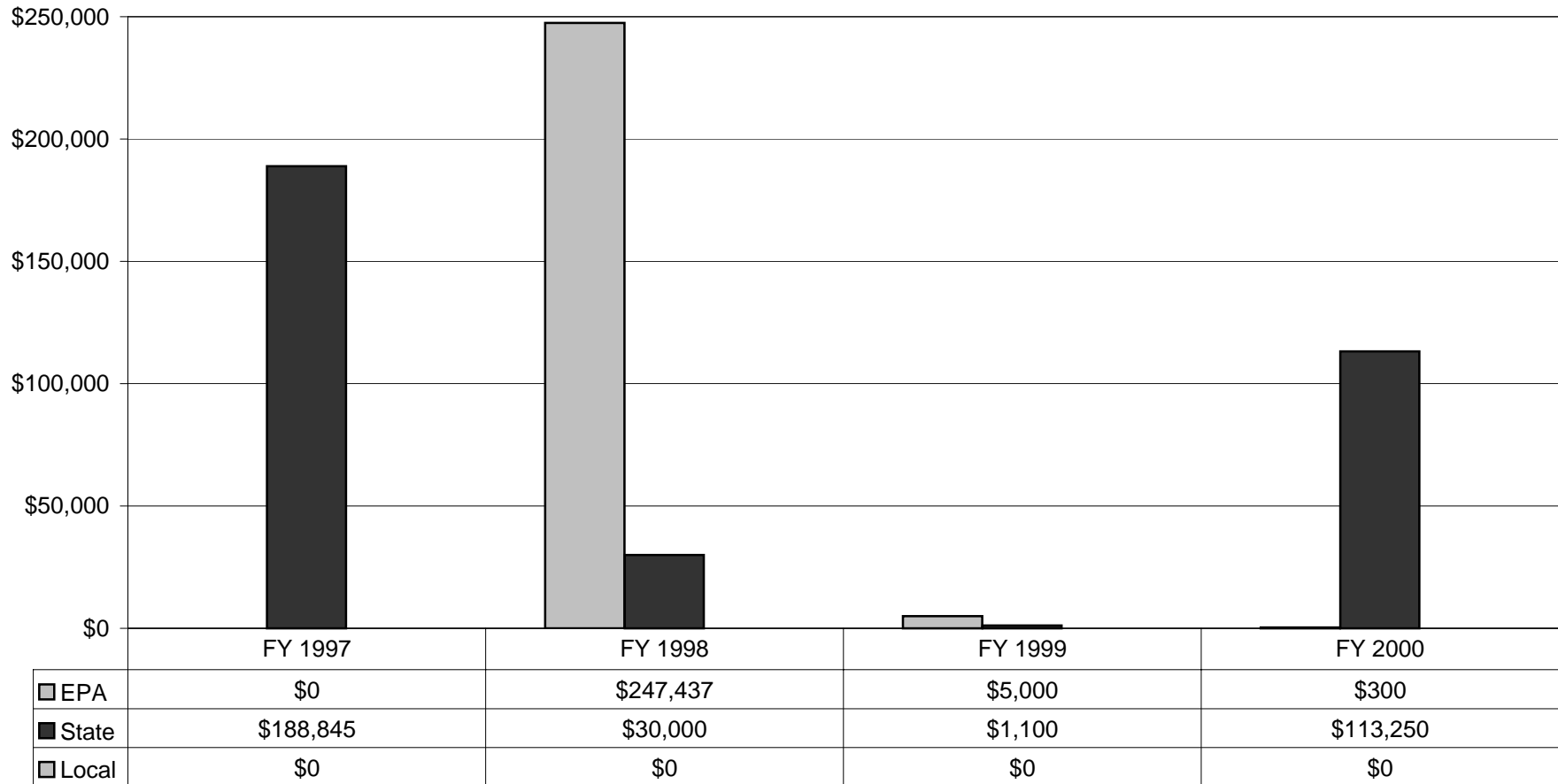


**Figure 19**  
**Marine Corps, Fines Paid\*\* (Cash and SEPs)**  
**FY 1997 to FY 2000**  
**Resource Conservation and Recovery Act (RCRA)**

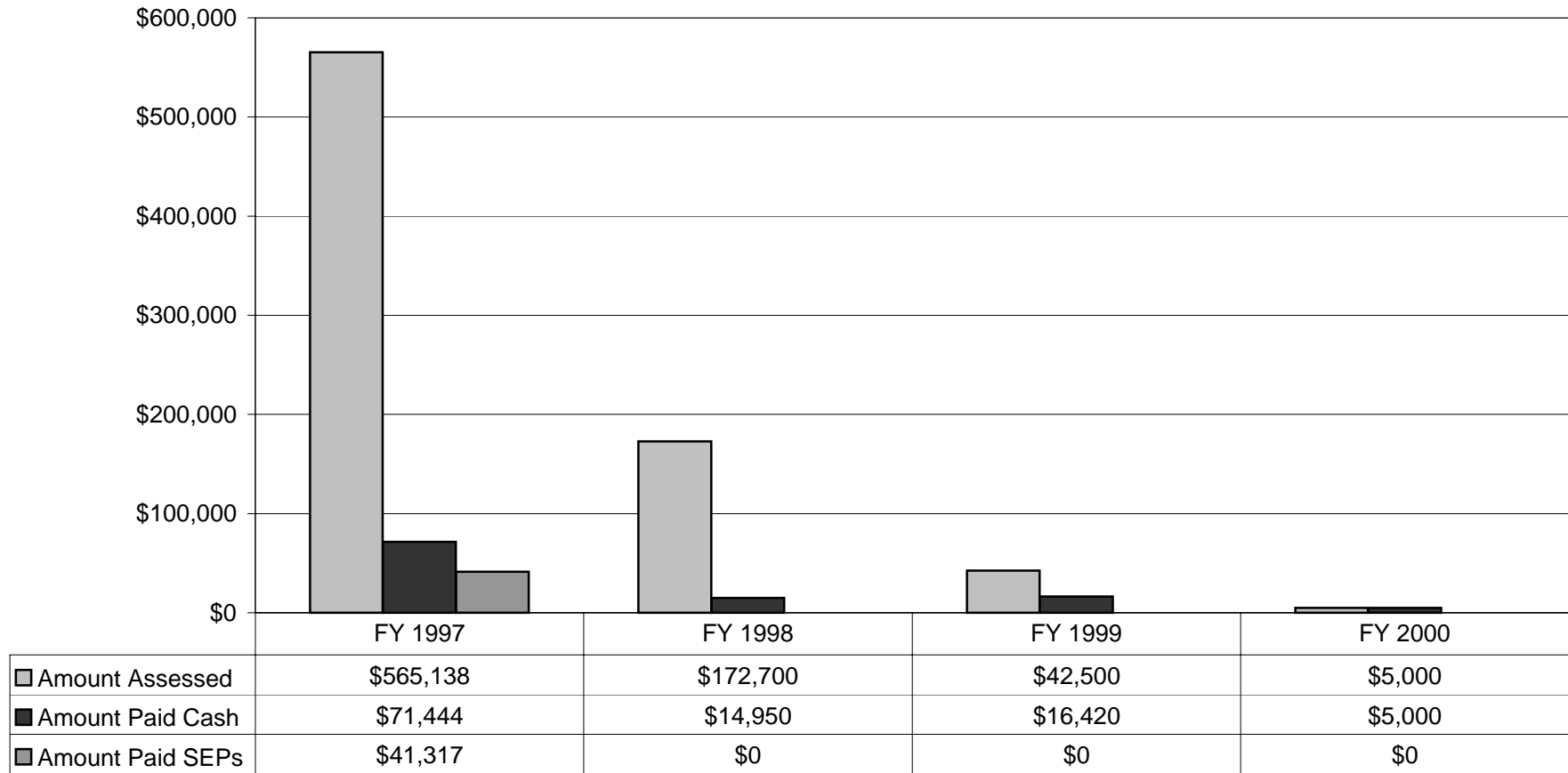


\*\* The amounts paid in cash and SEPs are linked to the amount assessed in the original fine, regardless of the year assessed.

**Figure 20**  
**Air Force, Fines Assessed by Origin**  
**FY 1997 to FY 2000**

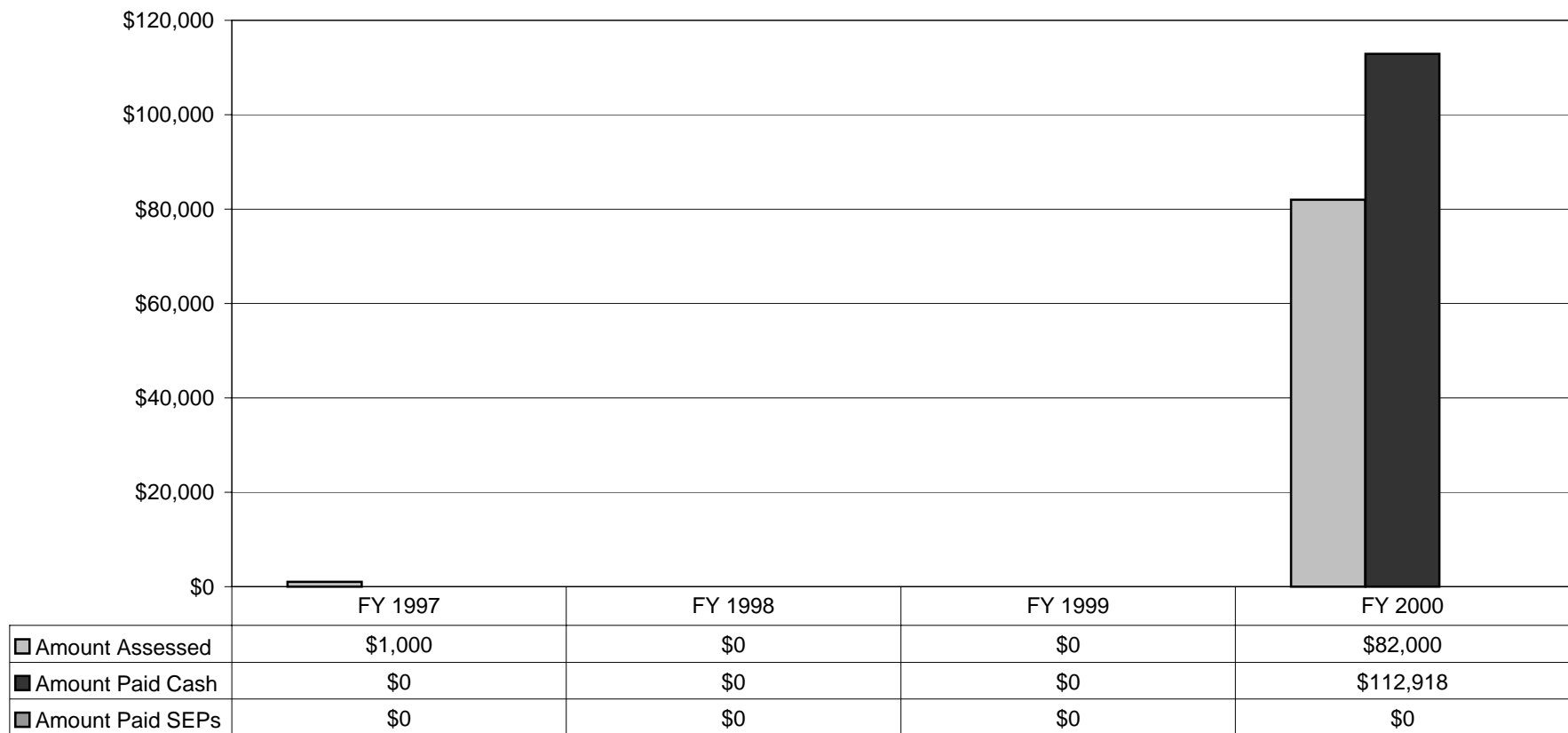


**Figure 21**  
**Air Force, Fines Paid\*\* (Cash and SEPs)**  
**FY 1997 to FY 2000**  
**Resource Conservation and Recovery Act (RCRA)**



\*\* The amounts paid in cash and SEPs are linked to the amount assessed in the original fine, regardless of the year assessed.

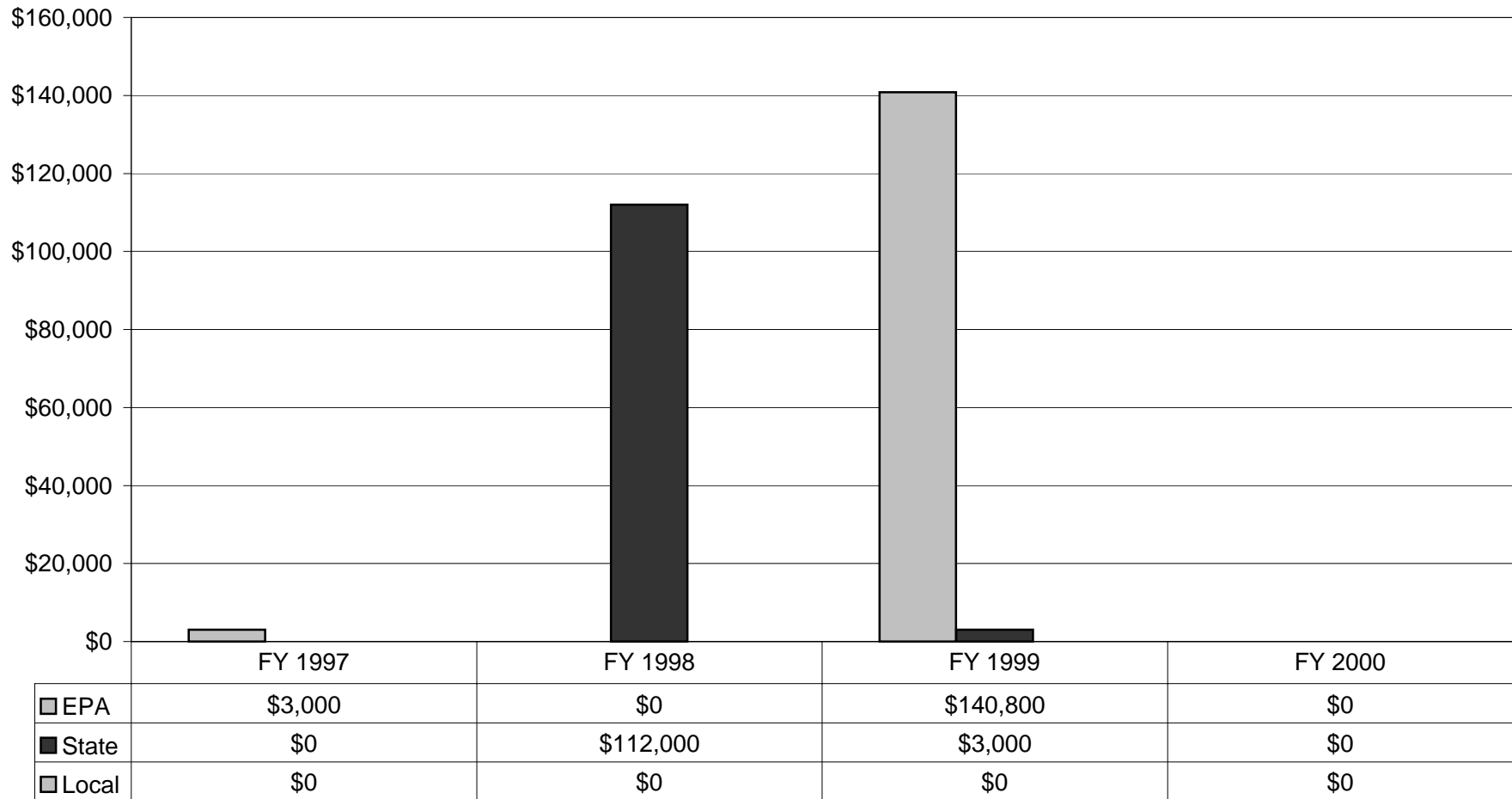
**Figure 22**  
**Air Force, Fines Paid\*\* (Cash and SEPs)**  
**FY 1997 to FY 2000**  
**Clean Air Act (CAA)**



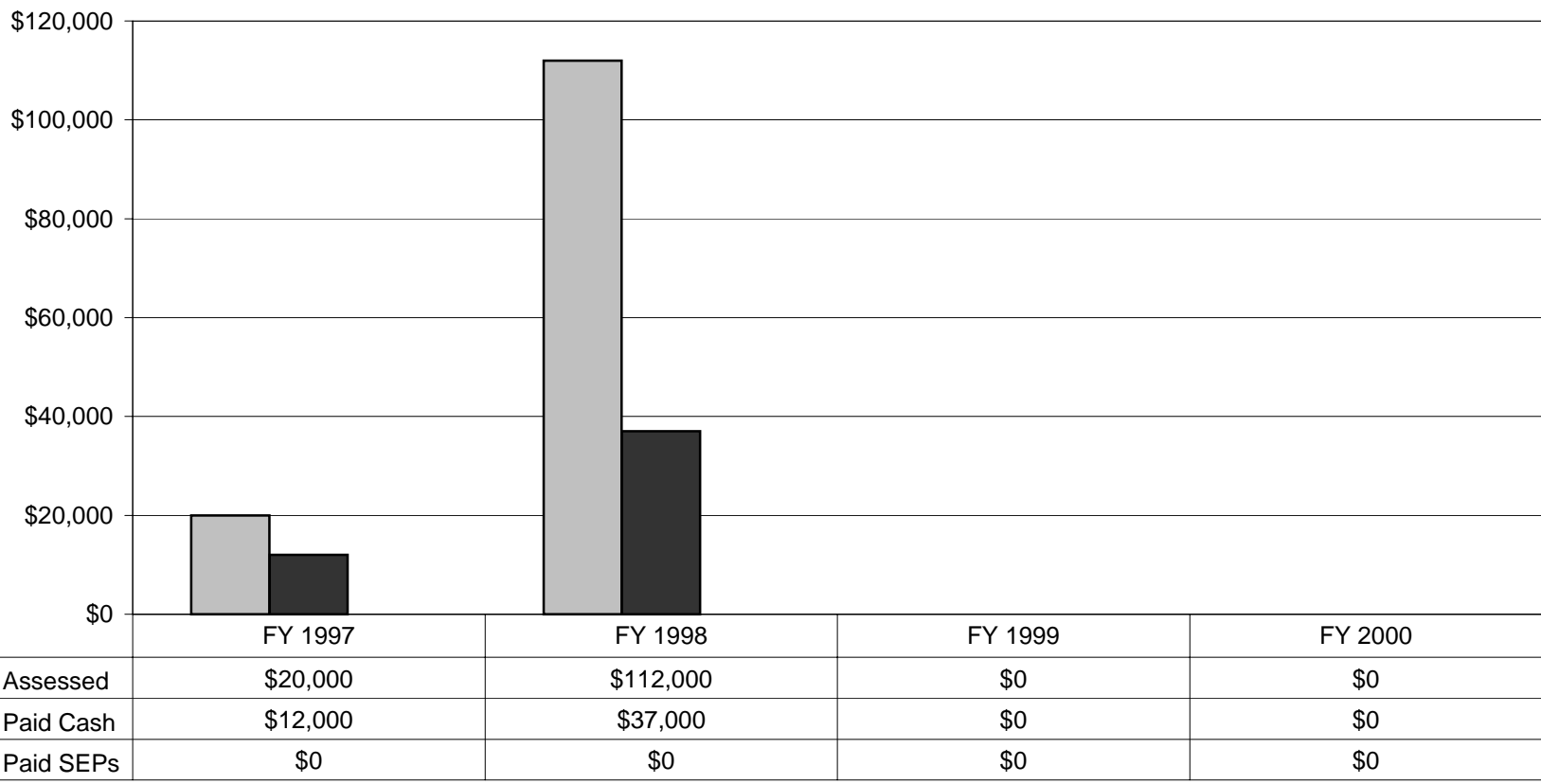
\*\* The amounts paid in cash and SEPs are linked to the amount assessed in the original fine, regardless of the year assessed.



**Figure 23**  
DLA, Fines Assessed by Origin  
FY 1997 to FY 2000

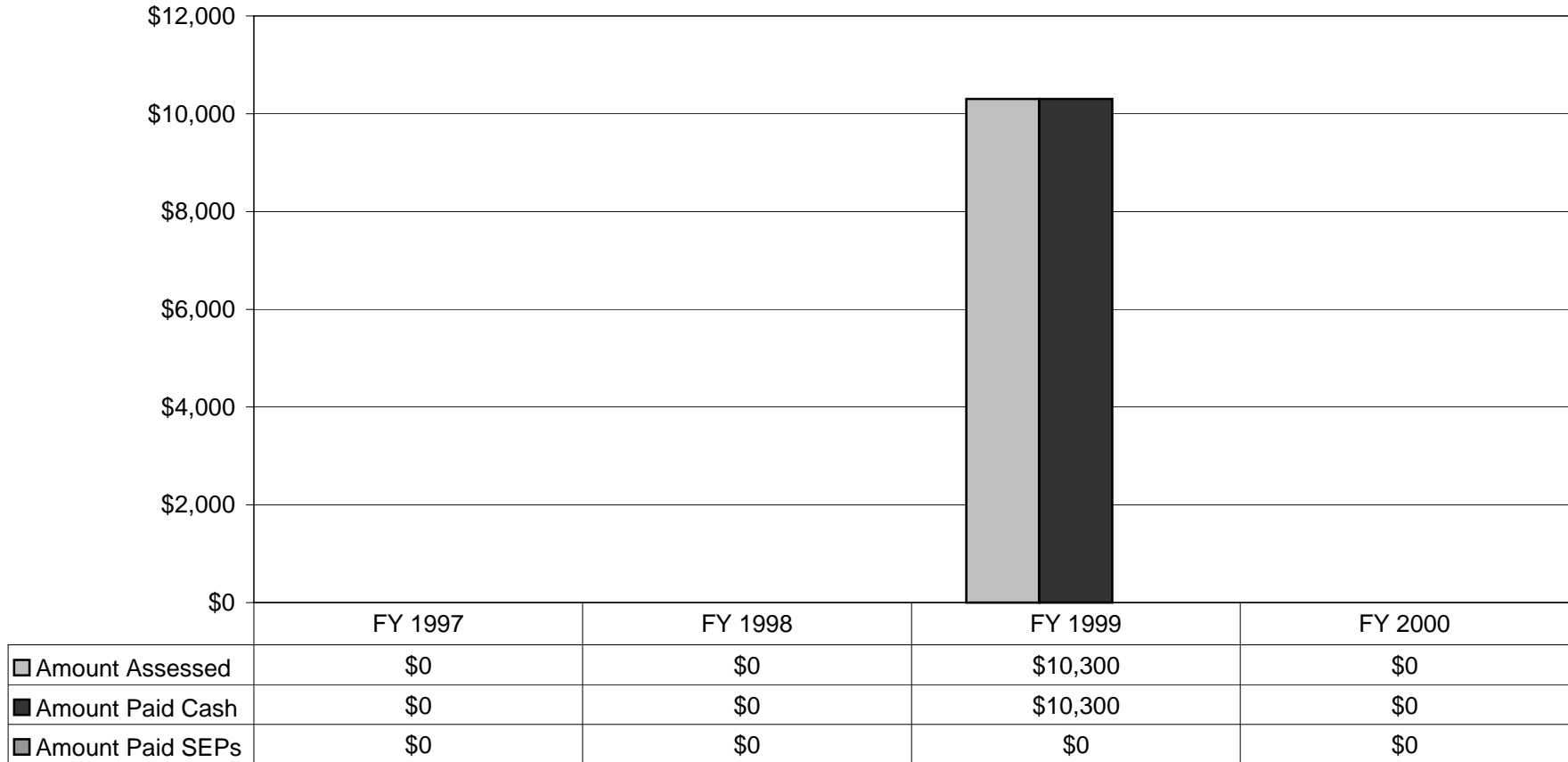


**Figure 24**  
**DLA, Fines Paid\*\* (Cash and SEPs)**  
**FY 1997 to FY 2000**  
**Resource Conservation and Recovery Act (RCRA)**



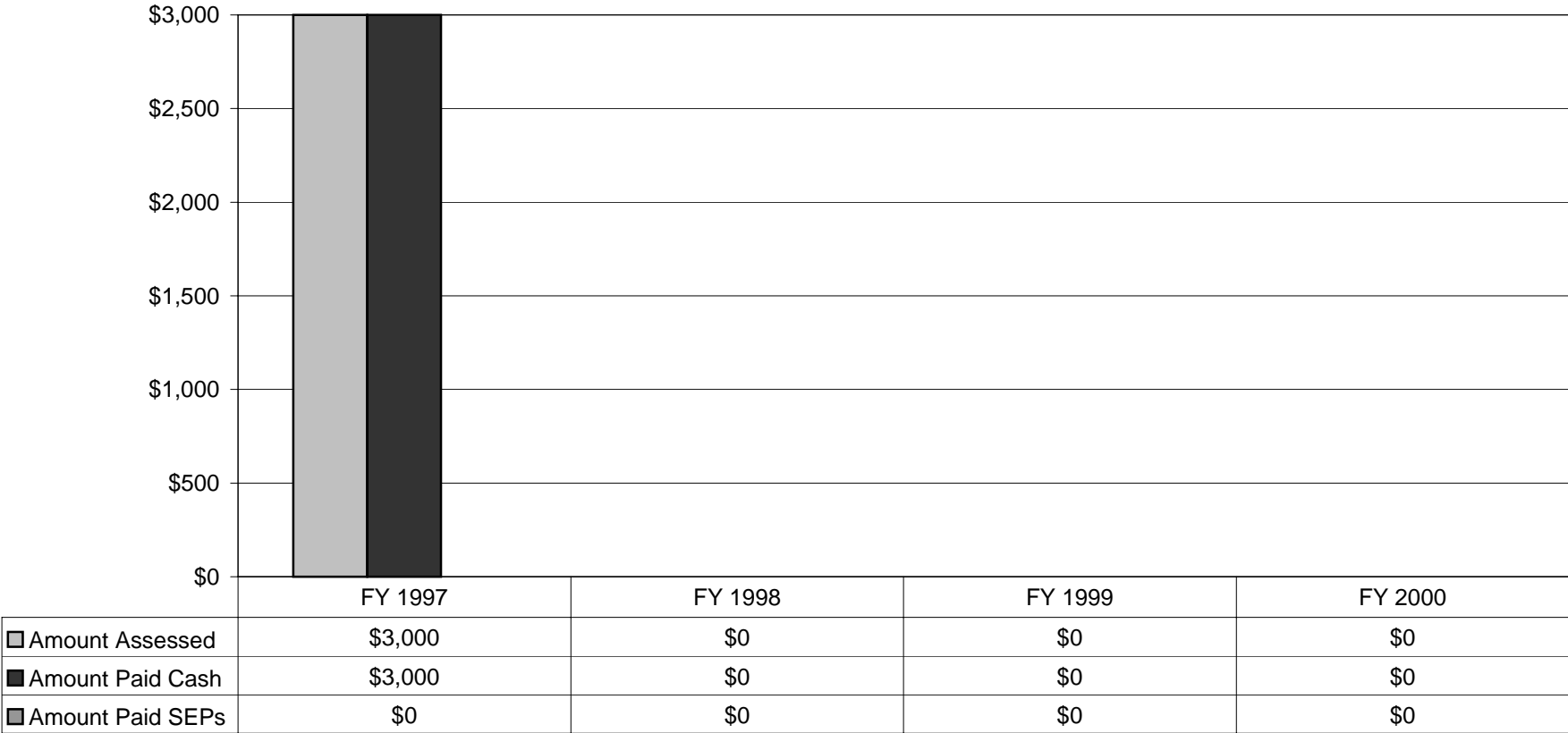
\*\* The amounts paid in cash and SEPs are linked to the amount assessed in the original fine, regardless of the year assessed.

**Figure 25**  
**DLA, Fines Paid\*\* (Cash and SEPs)**  
**FY 1997 to FY 2000**  
**Clean Air Act (CAA)**



\*\* The amounts paid in cash and SEPs are linked to the amount assessed in the original fine, regardless of the year assessed.

**Figure 26**  
**DLA, Fines Paid\*\* (Cash and SEPs)**  
**FY 1997 to FY 2000**  
**Clean Water Act (CWA)**



\*\* The amounts paid in cash and SEPs are linked to the amount assessed in the original fine, regardless of the year assessed.