

*APPENDIX H*  
*DoD BUDGET SUMMARY IN CURRENT*  
*AND CONSTANT FY 2002 DOLLARS*

---

<b><i>DoD Budget Summary Data - Current \$000</i></b>	<b><i>H-2</i></b>
<b><i>DoD Budget Summary Data - FY 2000 Constant \$000</i></b>	<b><i>H-5</i></b>
<b><i>Figure 1 - DoD Budget Summary - EQ Budget By Pillar</i></b>	<b><i>H-8</i></b>
<b><i>Figure 2 - DoD Budget Summary - EQ Budget By Appropriation</i></b>	<b><i>H-10</i></b>
<b><i>Figure 3 - DoD Budget Summary - EQ Recurring Costs</i></b>	<b><i>H-12</i></b>
<b><i>Figure 4 - DoD Budget Summary - Compliance Recurring</i></b>	<b><i>H-14</i></b>
<b><i>Figure 5 - DoD Budget Summary - Compliance Nonrecurring</i></b>	<b><i>H-16</i></b>
<b><i>Figure 6 - DoD Budget Summary - Pollution Prevention Nonrecurring</i></b>	<b><i>H-18</i></b>
<b><i>Figure 7 - DoD Budget Summary - P2 vs. Compliance</i></b>	<b><i>H-20</i></b>
<b><i>Figure 8 - DoD Budget Summary - Natural Resources vs. Historical/Cultural Resources</i></b>	<b><i>H-22</i></b>
<b><i>Figure 9 - DoD Budget Summary - Natural Resource Investment by Category</i></b>	<b><i>H-24</i></b>
<b><i>Figure 10 - DoD Budget Summary - EQ Overseas Budget</i></b>	<b><i>H-26</i></b>

**DoD Budget Summary Data**  
**Current \$000**  
 (Upfront Figures 3 - 6, 9 - 10, 16 - 17, 27 - 28)

**Figure 3**  
**EQ Budget by Pillar**

	FY 1997 Actual	FY 1998 Actual	FY 1999 Actual	FY 2000 Actual	FY 2001 Approp.	FY 2002 Budget
<b>Compliance</b>	\$1,919,262	\$1,913,521	\$1,717,698	\$1,655,498	\$1,627,714	\$1,623,000
<b>Pollution Prevention</b>	\$244,097	\$255,822	\$239,358	\$281,421	\$253,246	\$245,083
<b>Conservation</b>	\$108,079	\$135,708	\$135,521	\$164,917	\$137,545	\$137,739
<b><i>EQ Grand Total</i></b>	<b>\$2,271,438</b>	<b>\$2,305,051</b>	<b>\$2,092,577</b>	<b>\$2,101,836</b>	<b>\$2,018,505</b>	<b>\$2,005,822</b>

**Figure 4**  
**EQ Recurring Costs**

	FY 1997 Actual	FY 1998 Actual	FY 1999 Actual	FY 2000 Actual	FY 2001 Approp.	FY 2002 Budget
<b>Manpower</b>	\$362,650	\$400,878	\$395,924	\$376,238	\$393,188	\$398,282
<b>Education &amp; Training</b>	\$27,882	\$32,283	\$35,134	\$33,991	\$33,921	\$34,980
<b>Compliance</b>	\$410,186	\$385,890	\$357,691	\$459,877	\$426,609	\$439,206
<b>Pollution Prevention</b>	\$63,771	\$61,141	\$68,210	\$91,941	\$85,699	\$92,841
<b>Conservation</b>	\$26,566	\$26,092	\$33,834	\$52,915	\$55,445	\$51,729
<b><i>Total</i></b>	<b>\$891,055</b>	<b>\$906,284</b>	<b>\$890,793</b>	<b>\$1,014,962</b>	<b>\$994,862</b>	<b>\$1,017,038</b>

**Figure 5**  
**EQ Budget by Appropriation**

	FY 1997 Actual	FY 1998 Actual	FY 1999 Actual	FY 2000 Actual	FY 2001 Approp.	FY 2002 Budget
<b>O&amp;M</b>	\$1,427,497	\$1,500,425	\$1,459,461	\$1,589,113	\$1,528,071	\$1,537,508
<b>DWCF</b>	\$381,128	\$351,672	\$247,046	\$217,164	\$244,457	\$240,513
<b>MilCon</b>	\$87,951	\$93,606	\$92,469	\$78,510	\$95,060	\$61,340
<b>RDT&amp;E</b>	\$128,329	\$108,639	\$83,673	\$21,430	\$27,620	\$17,079
<b>PROC</b>	\$211,524	\$226,637	\$185,726	\$170,071	\$107,367	\$132,704
<b>Other</b>	\$35,009	\$24,072	\$24,202	\$25,548	\$15,930	\$16,678
<b><i>EQ Grand Total</i></b>	<b>\$2,271,438</b>	<b>\$2,305,051</b>	<b>\$2,092,577</b>	<b>\$2,101,836</b>	<b>\$2,018,505</b>	<b>\$2,005,822</b>

**Figure 6**  
**Total EQ Overseas Budget**

	FY 1997 Actual	FY 1998 Actual	FY 1999 Actual	FY 2000 Actual	FY 2001 Approp.	FY 2002 Budget
<b>EQ Overseas Budget</b>	\$130,497	\$175,334	\$178,263	\$203,321	\$221,131	\$223,672



**DoD Budget Summary Data**  
**Current \$000**  
 (Upfront Figures 3 - 6, 9 - 10, 16 - 17, 27 - 28)

<b>Figure 9</b>						
<b>Compliance Recurring</b>						
	<b>FY 1997 Actual</b>	<b>FY 1998 Actual</b>	<b>FY 1999 Actual</b>	<b>FY 2000 Actual</b>	<b>FY 2001 Approp.</b>	<b>FY 2002 Budget</b>
<b>Permits &amp; Fees</b>	\$19,136	\$16,692	\$21,650	\$21,890	\$21,631	\$21,780
<b>Sampling, Analysis, Monitoring</b>	\$45,697	\$48,125	\$62,650	\$58,512	\$60,201	\$55,066
<b>Waste Disposal</b>	\$211,064	\$191,569	\$120,793	\$119,132	\$115,906	\$117,710
<b>Other Recurring Costs</b>	\$134,289	\$129,504	\$152,598	\$260,343	\$228,871	\$244,650
<b>Total</b>	\$410,186	\$385,890	\$357,691	\$459,877	\$426,609	\$439,206

<b>Figure 10</b>						
<b>Compliance Nonrecurring</b>						
	<b>FY 1997 Actual</b>	<b>FY 1998 Actual</b>	<b>FY 1999 Actual</b>	<b>FY 2000 Actual</b>	<b>FY 2001 Approp.</b>	<b>FY 2002 Budget</b>
<b>Hazardous Waste</b>	\$140,861	\$106,923	\$82,397	\$65,209	\$52,551	\$57,735
<b>Solid Waste</b>	\$50,681	\$32,594	\$25,189	\$23,559	\$31,938	\$35,014
<b>UST</b>	\$147,954	\$135,750	\$84,027	\$39,238	\$41,976	\$38,028
<b>Clean Air Act</b>	\$119,299	\$141,787	\$87,321	\$101,781	\$104,750	\$150,284
<b>Clean Water Act</b>	\$321,848	\$325,903	\$290,572	\$237,177	\$310,731	\$247,861
<b>Planning</b>	\$36,373	\$30,149	\$28,918	\$41,649	\$32,502	\$31,795
<b>Other</b>	\$301,528	\$321,364	\$330,525	\$276,779	\$199,548	\$189,815
<b>Total</b>	\$1,118,544	\$1,094,470	\$928,949	\$785,392	\$773,996	\$750,532

<b>Figure 16</b>						
<b>P2 vs. Compliance</b>						
	<b>FY 1997 Actual</b>	<b>FY 1998 Actual</b>	<b>FY 1999 Actual</b>	<b>FY 2000 Actual</b>	<b>FY 2001 Approp.</b>	<b>FY 2002 Budget</b>
<b>Pollution Prevention</b>	\$244,097	\$255,822	\$239,358	\$281,421	\$253,246	\$245,083
<b>Compliance*</b>	\$1,528,730	\$1,480,360	\$1,286,640	\$1,245,269	\$1,200,605	\$1,189,738
<b>CM/P2 Total</b>	\$1,772,827	\$1,736,182	\$1,525,998	\$1,526,690	\$1,453,851	\$1,434,821

\* Compliance totals do not include Manpower and Education & Training.

<b>Figure 17</b>						
<b>Pollution Prevention Nonrecurring</b>						
	<b>FY 1997 Actual</b>	<b>FY 1998 Actual</b>	<b>FY 1999 Actual</b>	<b>FY 2000 Actual</b>	<b>FY 2001 Approp.</b>	<b>FY 2002 Budget</b>
<b>Hazardous Waste</b>	\$22,853	\$31,523	\$41,191	\$28,456	\$22,653	\$13,781
<b>Solid Waste</b>	\$22,602	\$17,904	\$10,049	\$10,649	\$7,396	\$5,318
<b>Clean Air Act</b>	\$26,841	\$49,682	\$43,434	\$38,362	\$26,731	\$24,907
<b>Clean Water Act</b>	\$12,032	\$11,181	\$11,006	\$23,998	\$33,234	\$28,860
<b>HAZMAT Reduction</b>	\$73,110	\$50,421	\$29,795	\$38,398	\$39,777	\$39,301
<b>Other</b>	\$22,888	\$33,970	\$35,673	\$49,617	\$37,756	\$40,075
<b>Total</b>	\$180,326	\$194,681	\$171,148	\$189,480	\$167,547	\$152,242



**DoD Budget Summary Data**  
**Current \$000**  
 (Upfront Figures 3 - 6, 9 - 10, 16 - 17, 27 - 28)

<b>Figure 27</b>						
<b>Natural vs. Historical/Cultural Resources</b>						
	<b>FY 1997 Actual</b>	<b>FY 1998 Actual</b>	<b>FY 1999 Actual</b>	<b>FY 2000 Actual</b>	<b>FY 2001 Approp.</b>	<b>FY 2002 Budget</b>
<b>Natural Resources</b>	\$46,536	\$71,126	\$69,691	\$70,407	\$48,894	\$53,717
<b>Historical &amp; Cultural Resources</b>	\$34,977	\$38,490	\$31,996	\$41,595	\$33,206	\$32,293
<b>Total</b>	\$81,513	\$109,616	\$101,687	\$112,002	\$82,100	\$86,010

<b>Figure 28</b>						
<b>Natural Resource Investment by Category</b>						
	<b>FY 1997 Actual</b>	<b>FY 1998 Actual</b>	<b>FY 1999 Actual</b>	<b>FY 2000 Actual</b>	<b>FY 2001 Approp.</b>	<b>FY 2002 Budget</b>
<b>T&amp;E Species</b>	\$17,871	\$26,199	\$28,069	\$17,618	\$10,108	\$16,578
<b>Wetlands</b>	\$7,661	\$10,348	\$15,185	\$7,891	\$5,207	\$6,637
<b>Other Natural Resources</b>	\$21,004	\$34,579	\$26,437	\$44,898	\$33,579	\$30,502
<b>Total</b>	\$46,536	\$71,126	\$69,691	\$70,407	\$48,894	\$53,717

**DoD Budget Summary Data**  
**FY 2002 Constant \$000**  
 (Upfront Figures 3 - 6, 9 - 10, 16 - 17, 27 - 28)

**Figure 3**  
**EQ Budget by Pillar**

	FY 1997 Actual	FY 1998 Actual	FY 1999 Actual	FY 2000 Actual	FY 2001 Approp.	FY 2002 Budget
<b>Compliance</b>	\$2,050,056	\$2,027,464	\$1,800,712	\$1,710,048	\$1,654,518	\$1,623,000
<b>Pollution Prevention</b>	\$260,731	\$271,055	\$250,926	\$290,695	\$257,416	\$245,083
<b>Conservation</b>	\$115,444	\$143,789	\$142,071	\$170,352	\$139,810	\$137,739
<b>EQ Grand Total</b>	\$2,426,231	\$2,442,308	\$2,193,709	\$2,171,095	\$2,051,744	\$2,005,822

**Figure 4**  
**EQ Recurring Costs**

	FY 1997 Actual	FY 1998 Actual	FY 1999 Actual	FY 2000 Actual	FY 2001 Approp.	FY 2002 Budget
<b>Manpower</b>	\$387,364	\$424,749	\$415,058	\$388,635	\$399,663	\$398,282
<b>Education &amp; Training</b>	\$29,782	\$34,205	\$36,832	\$35,111	\$34,480	\$34,980
<b>Compliance</b>	\$438,139	\$408,868	\$374,977	\$475,030	\$433,634	\$439,206
<b>Pollution Prevention</b>	\$68,117	\$64,782	\$71,506	\$94,971	\$87,110	\$92,841
<b>Conservation</b>	\$28,376	\$27,646	\$35,469	\$54,659	\$56,358	\$51,729
<b>Total</b>	\$951,778	\$960,250	\$933,842	\$1,048,406	\$1,011,245	\$1,017,038

**Figure 5**  
**EQ Budget by Appropriation**

	FY 1997 Actual	FY 1998 Actual	FY 1999 Actual	FY 2000 Actual	FY 2001 Approp.	FY 2002 Budget
<b>O&amp;M</b>	\$1,524,778	\$1,589,770	\$1,529,994	\$1,641,476	\$1,553,233	\$1,537,508
<b>DWCF</b>	\$407,101	\$372,613	\$258,985	\$224,320	\$248,482	\$240,513
<b>MilCon</b>	\$93,945	\$99,180	\$96,938	\$81,097	\$96,625	\$61,340
<b>RDT&amp;E</b>	\$137,074	\$115,108	\$87,717	\$22,136	\$28,075	\$17,079
<b>PROC</b>	\$225,939	\$240,132	\$194,702	\$175,675	\$109,135	\$132,704
<b>Other</b>	\$37,395	\$25,505	\$25,372	\$26,390	\$16,192	\$16,678
<b>EQ Grand Total</b>	\$2,426,232	\$2,442,308	\$2,193,708	\$2,171,094	\$2,051,742	\$2,005,822

**Figure 6**  
**Total EQ Overseas Budget**

	FY 1997 Actual	FY 1998 Actual	FY 1999 Actual	FY 2000 Actual	FY 2001 Approp.	FY 2002 Budget
<b>EQ Overseas Budget</b>	\$139,390	\$185,775	\$186,878	\$210,021	\$224,772	\$223,672



**DoD Budget Summary Data**  
**FY 2002 Constant \$000**  
**(Upfront Figures 3 - 6, 9 - 10, 16 - 17, 27 - 28)**

<b>Figure 9</b>						
<b>Compliance Recurring</b>						
	<b>FY 1997 Actual</b>	<b>FY 1998 Actual</b>	<b>FY 1999 Actual</b>	<b>FY 2000 Actual</b>	<b>FY 2001 Approp.</b>	<b>FY 2002 Budget</b>
<b>Permits &amp; Fees</b>	\$20,440	\$17,686	\$22,696	\$22,611	\$21,987	\$21,780
<b>Sampling, Analysis, Monitoring</b>	\$48,811	\$50,991	\$65,678	\$60,440	\$61,192	\$55,066
<b>Waste Disposal</b>	\$225,448	\$202,976	\$126,631	\$123,058	\$117,815	\$117,710
<b>Other Recurring Costs</b>	\$143,441	\$137,216	\$159,973	\$268,922	\$232,640	\$244,650
<b>Total</b>	\$438,140	\$408,869	\$374,978	\$475,031	\$433,634	\$439,206

<b>Figure 10</b>						
<b>Compliance Nonrecurring</b>						
	<b>FY 1997 Actual</b>	<b>FY 1998 Actual</b>	<b>FY 1999 Actual</b>	<b>FY 2000 Actual</b>	<b>FY 2001 Approp.</b>	<b>FY 2002 Budget</b>
<b>Hazardous Waste</b>	\$150,460	\$113,290	\$86,379	\$67,358	\$53,416	\$57,735
<b>Solid Waste</b>	\$54,135	\$34,535	\$26,406	\$24,335	\$32,464	\$35,014
<b>UST</b>	\$158,037	\$143,833	\$88,088	\$40,531	\$42,667	\$38,028
<b>Clean Air Act</b>	\$127,429	\$150,230	\$91,541	\$105,135	\$106,475	\$150,284
<b>Clean Water Act</b>	\$343,781	\$345,309	\$304,615	\$244,992	\$315,848	\$247,861
<b>Planning</b>	\$38,852	\$31,944	\$30,316	\$43,021	\$33,037	\$31,795
<b>Other</b>	\$322,076	\$340,500	\$346,499	\$285,899	\$202,834	\$189,815
<b>Total</b>	\$1,194,770	\$1,159,641	\$973,844	\$811,271	\$786,741	\$750,532

<b>Figure 16</b>						
<b>P2 vs. Compliance</b>						
	<b>FY 1997 Actual</b>	<b>FY 1998 Actual</b>	<b>FY 1999 Actual</b>	<b>FY 2000 Actual</b>	<b>FY 2001 Approp.</b>	<b>FY 2002 Budget</b>
<b>Pollution Prevention</b>	\$260,732	\$271,055	\$250,926	\$290,695	\$257,416	\$245,083
<b>Compliance*</b>	\$1,632,910	\$1,568,510	\$1,348,821	\$1,286,302	\$1,220,375	\$1,189,738
<b>CM/P2 Total</b>	\$1,893,642	\$1,839,565	\$1,599,747	\$1,576,997	\$1,477,791	\$1,434,821

\* Compliance totals do not include Manpower and Education & Training.

<b>Figure 17</b>						
<b>Pollution Prevention Nonrecurring</b>						
	<b>FY 1997 Actual</b>	<b>FY 1998 Actual</b>	<b>FY 1999 Actual</b>	<b>FY 2000 Actual</b>	<b>FY 2001 Approp.</b>	<b>FY 2002 Budget</b>
<b>Hazardous Waste</b>	\$24,410	\$33,400	\$43,182	\$29,394	\$23,026	\$13,781
<b>Solid Waste</b>	\$24,142	\$18,970	\$10,535	\$11,000	\$7,518	\$5,318
<b>Clean Air Act</b>	\$28,670	\$52,640	\$45,533	\$39,626	\$27,171	\$24,907
<b>Clean Water Act</b>	\$12,852	\$11,847	\$11,538	\$24,789	\$33,781	\$28,860
<b>HAZMAT Reduction</b>	\$78,092	\$53,423	\$31,235	\$39,663	\$40,432	\$39,301
<b>Other</b>	\$24,448	\$35,993	\$37,397	\$51,252	\$38,378	\$40,075
<b>Total</b>	\$192,614	\$206,273	\$179,420	\$195,724	\$170,306	\$152,242

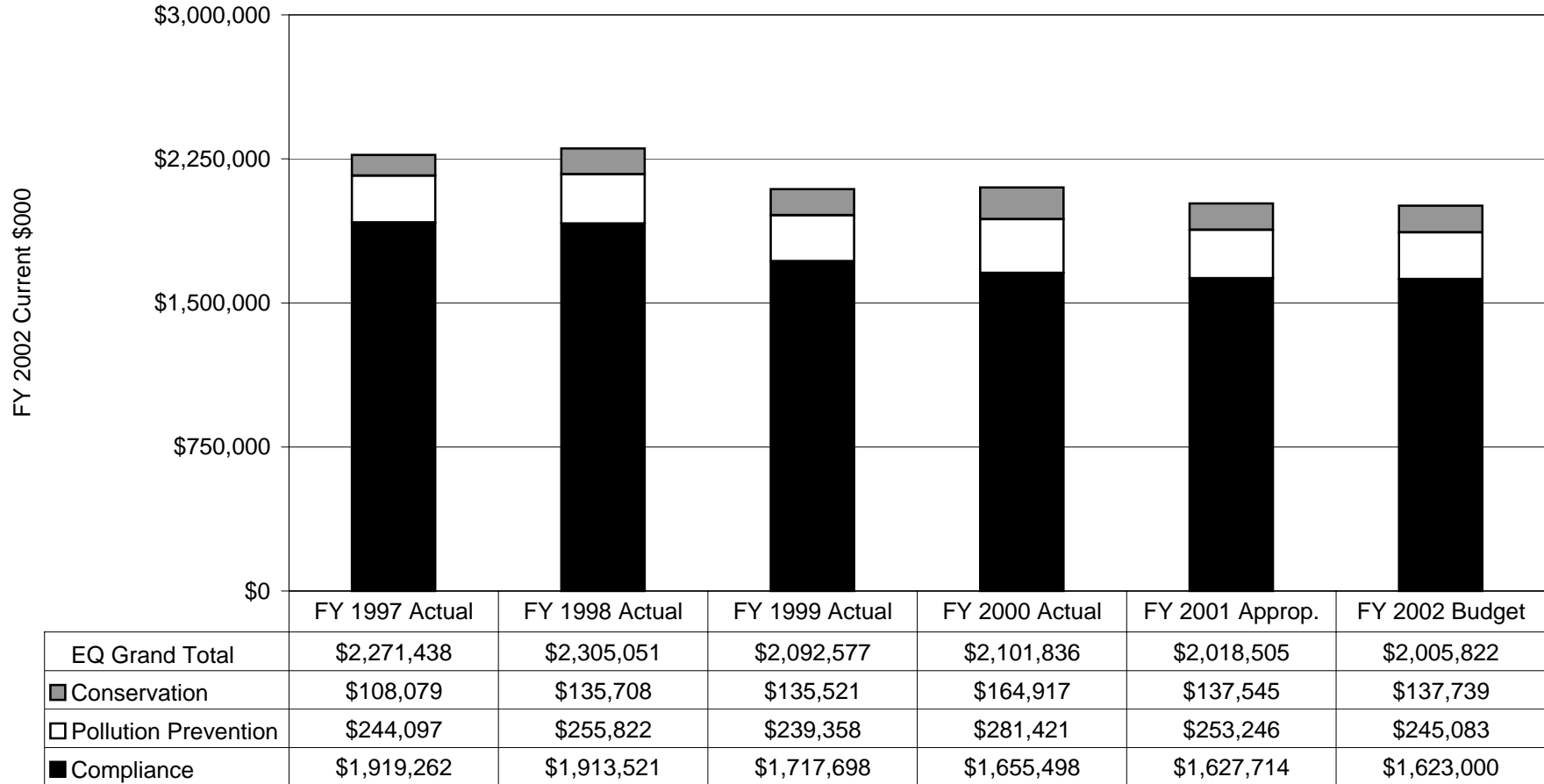


**DoD Budget Summary Data**  
**FY 2002 Constant \$000**  
 (Upfront Figures 3 - 6, 9 - 10, 16 - 17, 27 - 28)

<b>Figure 27</b>						
<b>Natural vs. Historical/Cultural Resources</b>						
	<b>FY 1997 Actual</b>	<b>FY 1998 Actual</b>	<b>FY 1999 Actual</b>	<b>FY 2000 Actual</b>	<b>FY 2001 Approp.</b>	<b>FY 2002 Budget</b>
<b>Natural Resources</b>	\$49,707	\$75,361	\$73,060	\$72,727	\$49,699	\$53,717
<b>Historical &amp; Cultural Resources</b>	\$37,361	\$40,782	\$33,542	\$42,966	\$33,753	\$32,293
<b>Total</b>	\$87,068	\$116,143	\$106,602	\$115,693	\$83,452	\$86,010

<b>Figure 28</b>						
<b>Natural Resource Investment by Category</b>						
	<b>FY 1997 Actual</b>	<b>FY 1998 Actual</b>	<b>FY 1999 Actual</b>	<b>FY 2000 Actual</b>	<b>FY 2001 Approp.</b>	<b>FY 2002 Budget</b>
<b>T&amp;E Species</b>	\$19,089	\$27,759	\$29,426	\$18,199	\$10,274	\$16,578
<b>Wetlands</b>	\$8,183	\$10,964	\$15,919	\$8,151	\$5,293	\$6,637
<b>Other Natural Resources</b>	\$22,435	\$36,638	\$27,715	\$46,377	\$34,132	\$30,502
<b>Total</b>	\$49,707	\$75,361	\$73,060	\$70,407	\$48,894	\$53,717

**Figure 1**  
DoD Budget Summary  
EQ Budget by Pillar

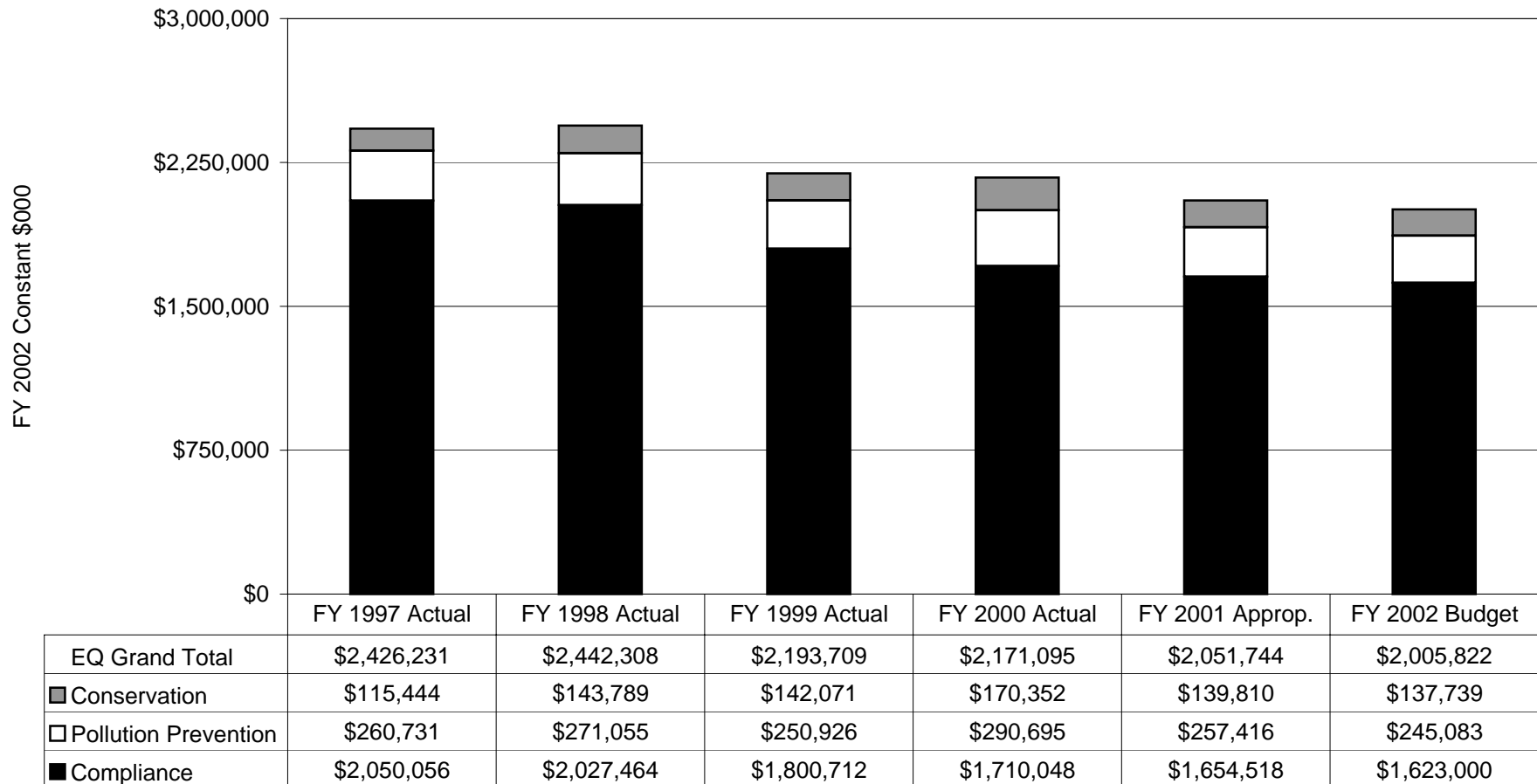


DoD Budget in Current and Constant FY 2002 Dollars

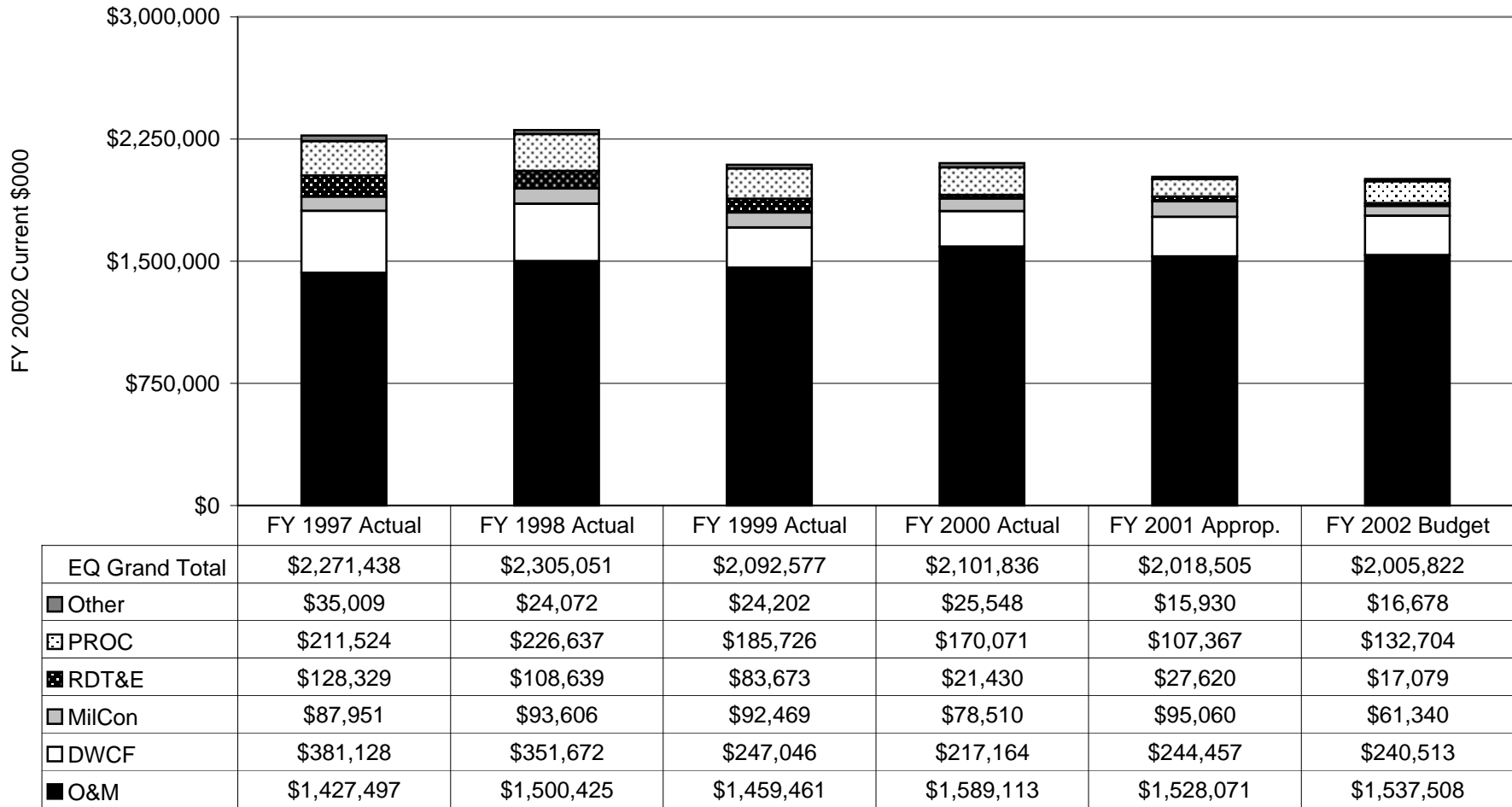




**Figure 1a**  
DoD Budget Summary  
EQ Budget by Pillar



**Figure 2**  
DoD Budget Summary  
EQ Budget by Appropriation

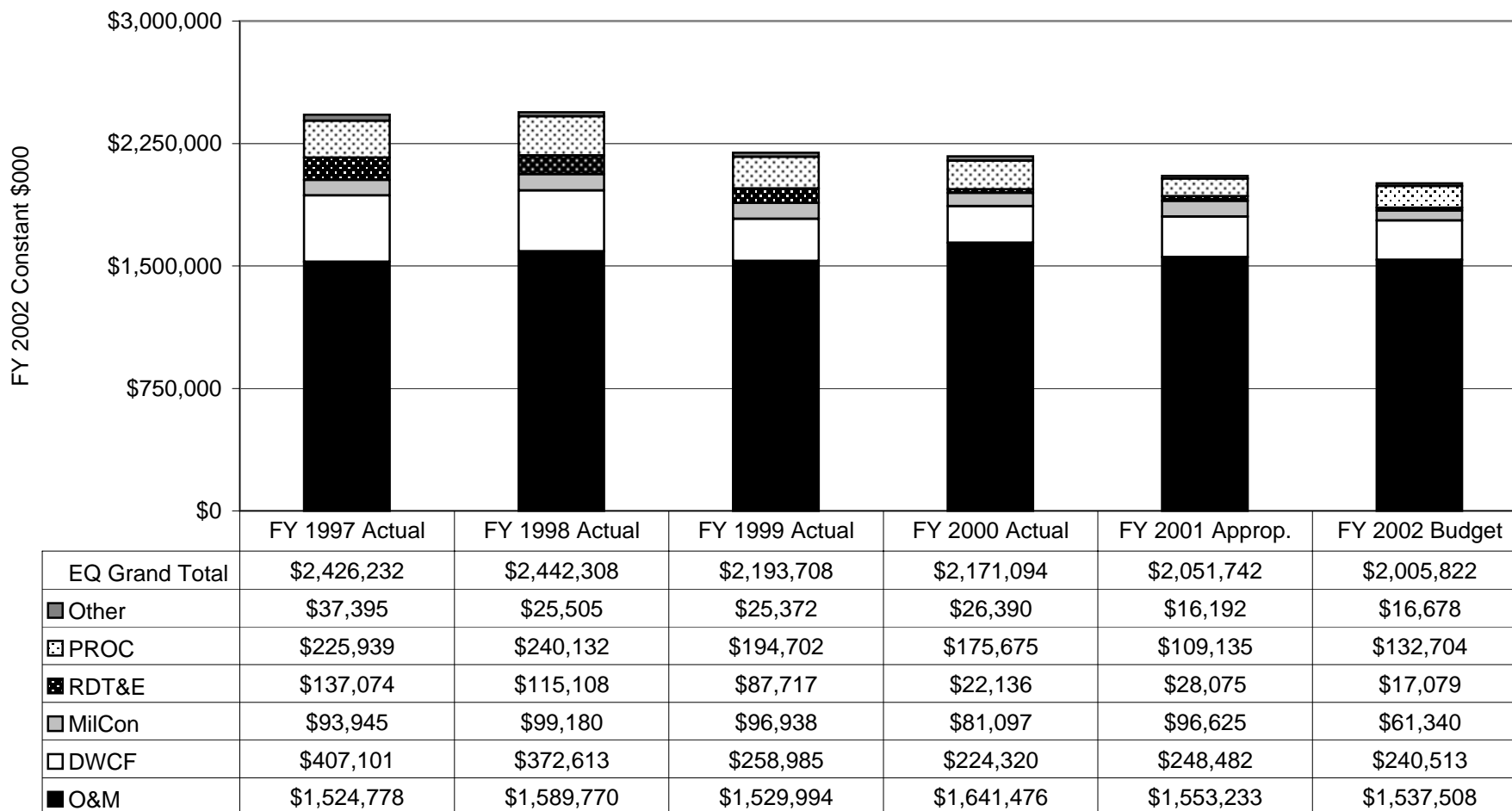


DoD Budget in Current and Constant FY 2002 Dollars

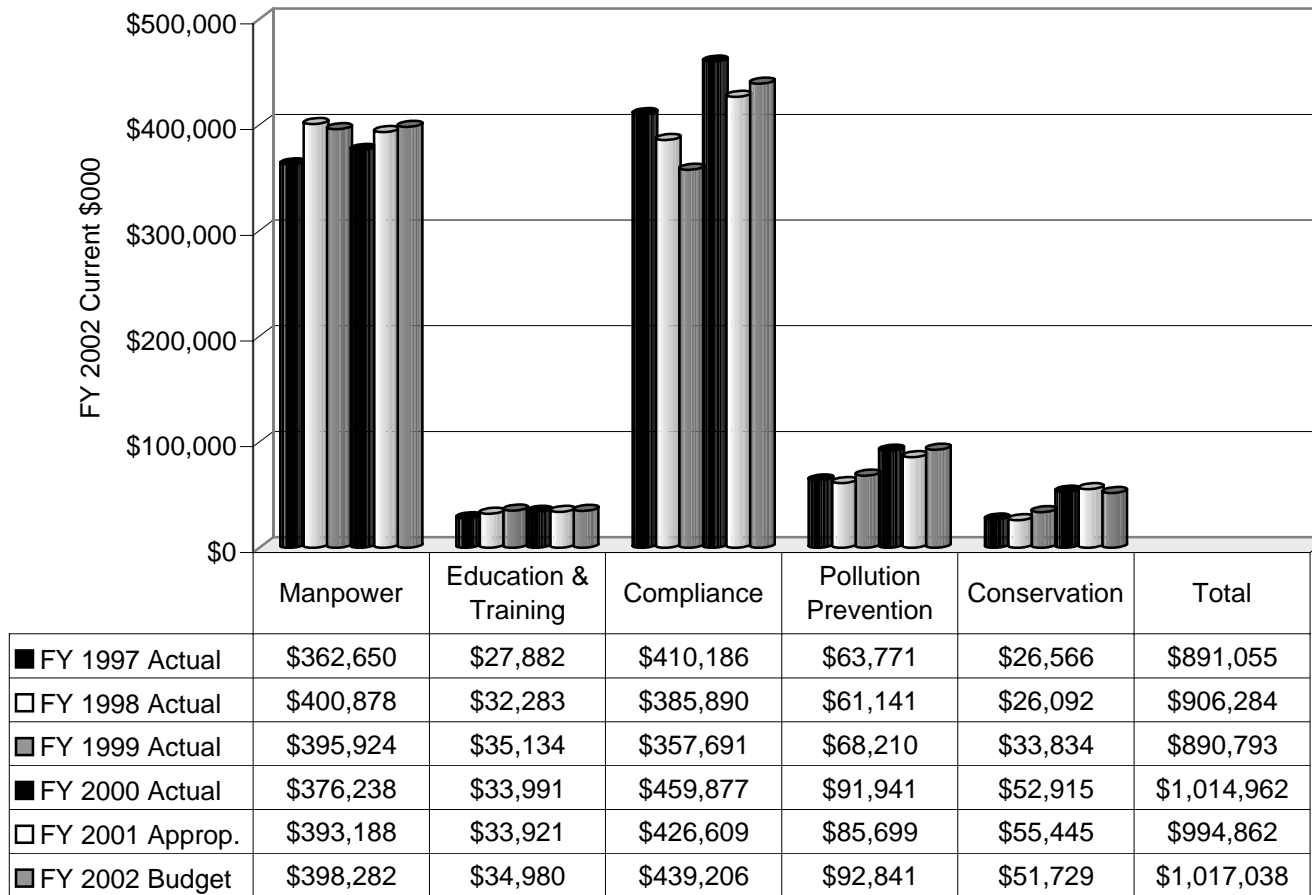
Appendix H - 10



**Figure 2a**  
DoD Budget Summary  
EQ Budget by Appropriation



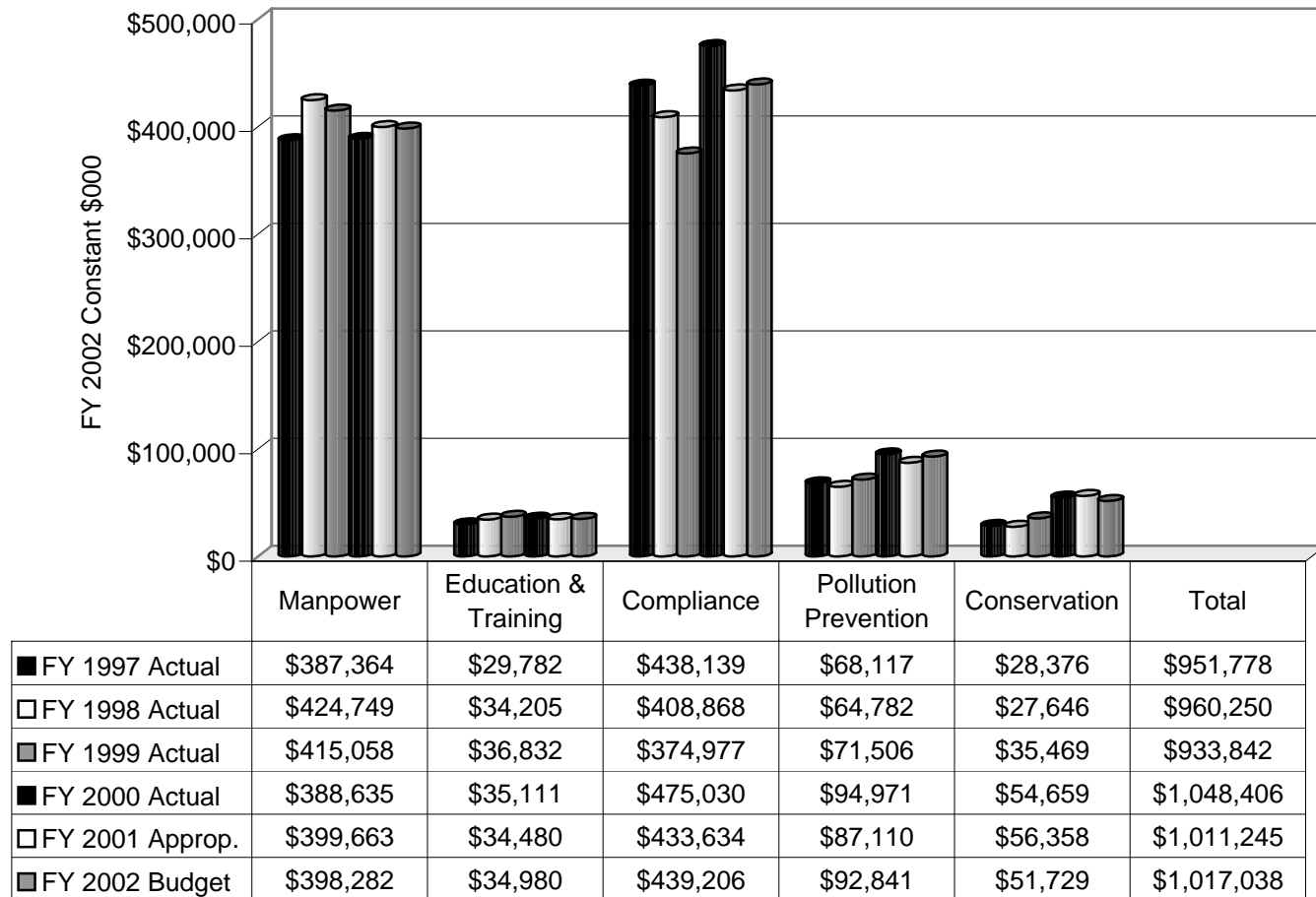
**Figure 3**  
DoD Budget Summary  
EQ Recurring Costs



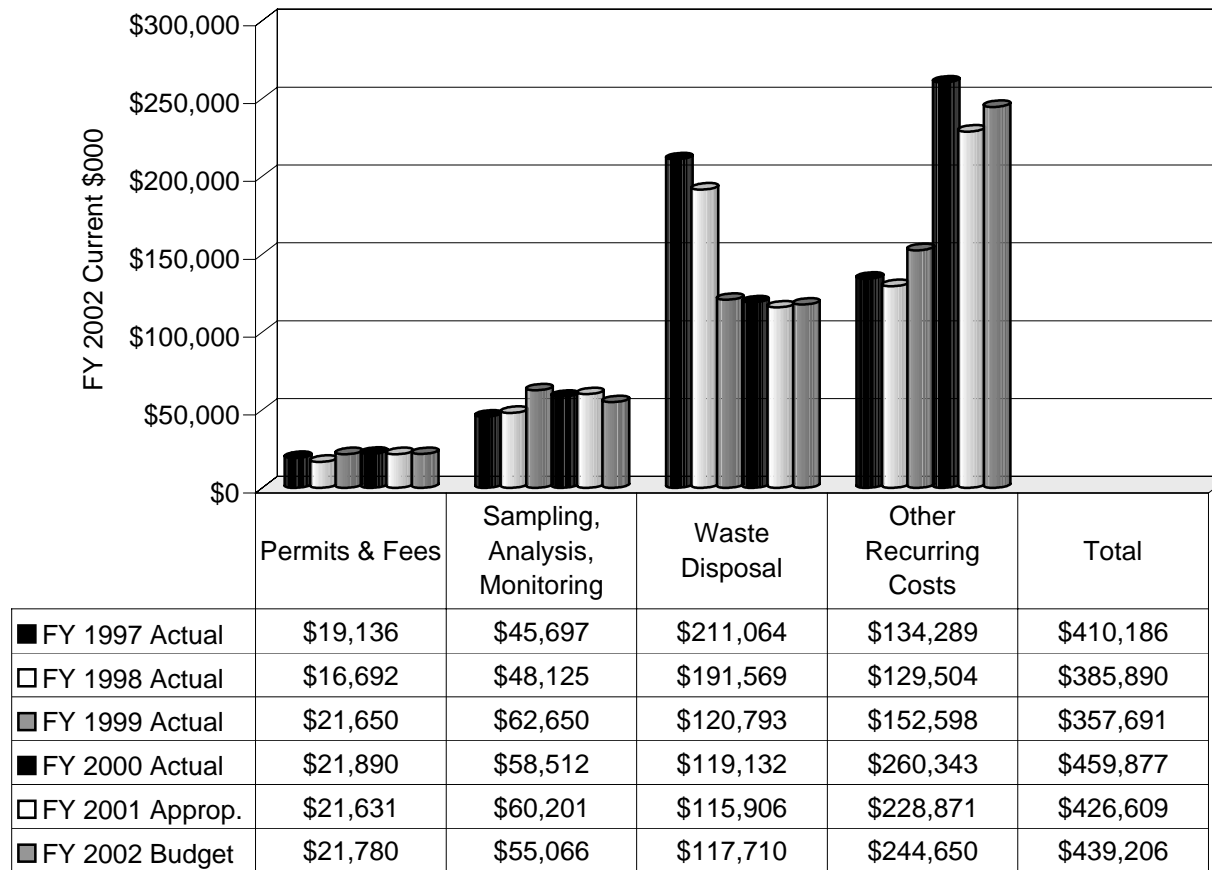
DoD Budget in Current and Constant FY 2002 Dollars



**Figure 3a**  
DoD Budget Summary  
EQ Recurring Costs



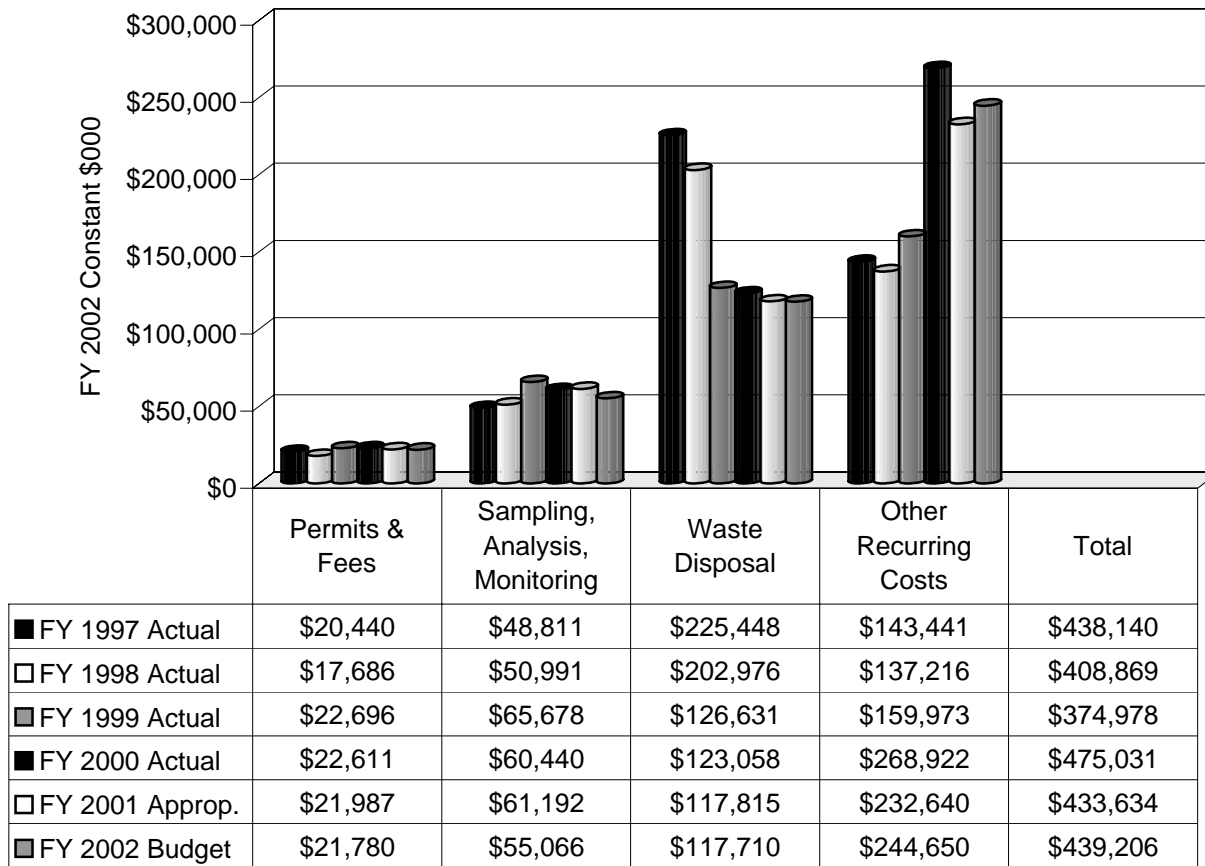
**Figure 4**  
DoD Budget Summary  
Compliance Recurring



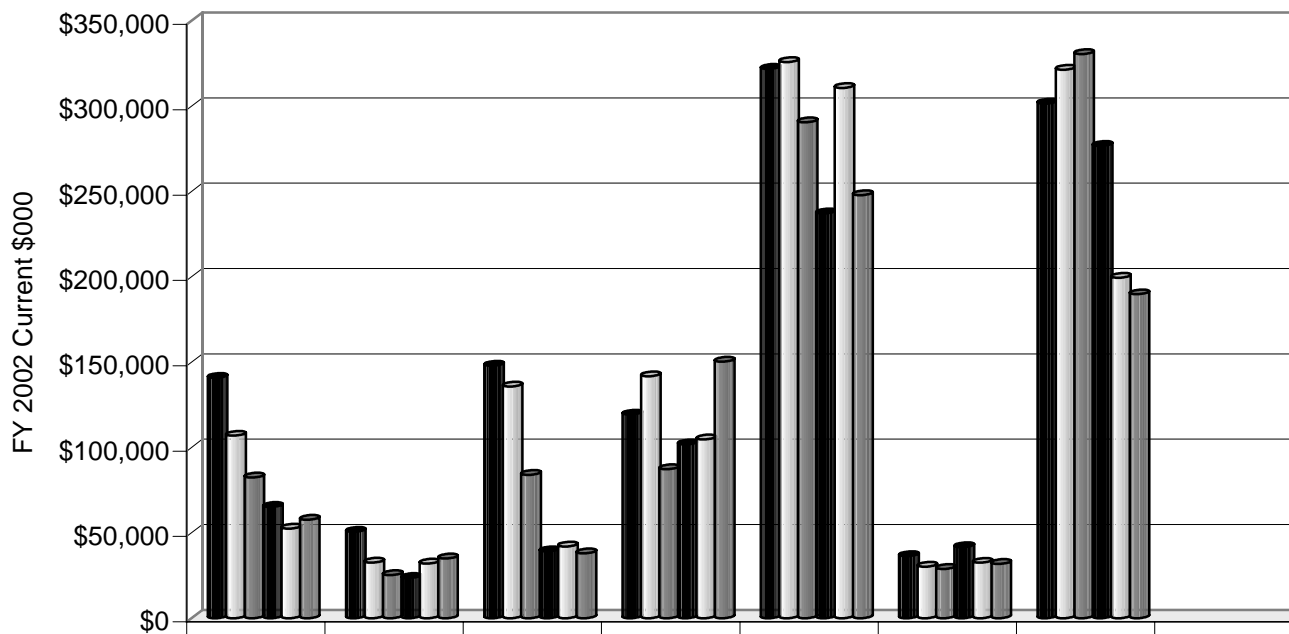
DoD Budget in Current and Constant FY 2002 Dollars



**Figure 4a**  
DoD Budget Summary  
Compliance Recurring



**Figure 5**  
DoD Budget Summary  
Compliance Nonrecurring



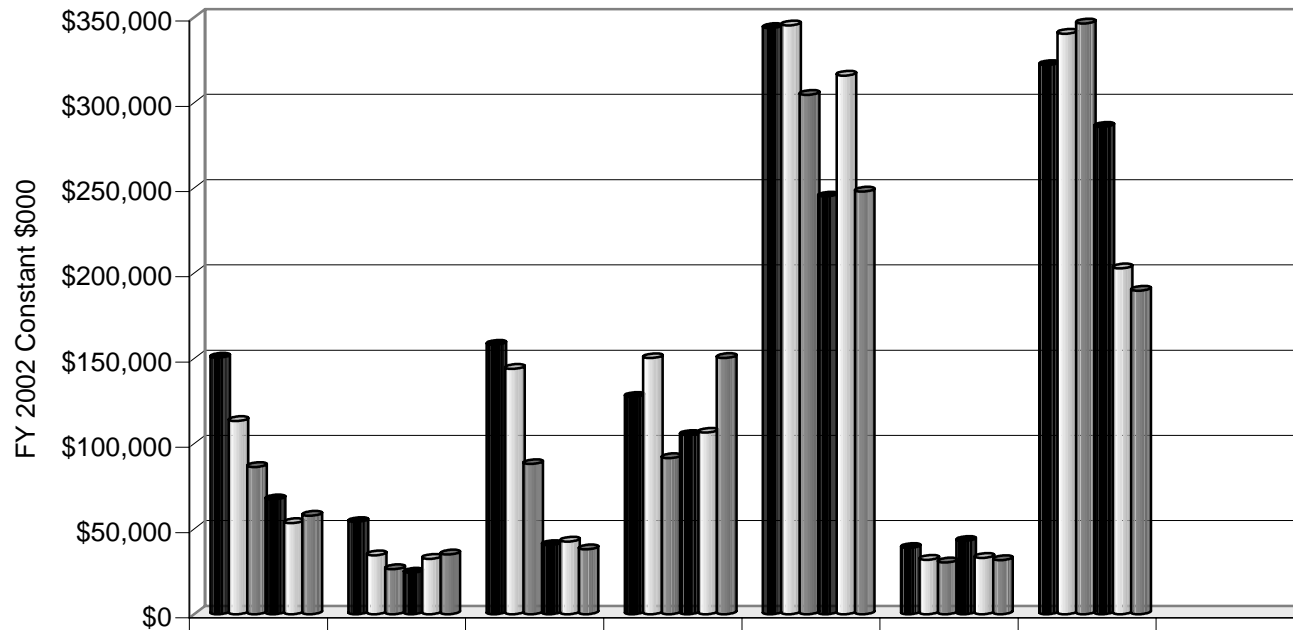
	Hazardous Waste	Solid Waste	UST	Clean Air Act	Clean Water Act	Planning	Other	Total
■ FY 1997 Actual	\$140,861	\$50,681	\$147,954	\$119,299	\$321,848	\$36,373	\$301,528	\$1,118,544
□ FY 1998 Actual	\$106,923	\$32,594	\$135,750	\$141,787	\$325,903	\$30,149	\$321,364	\$1,094,470
■ FY 1999 Actual	\$82,397	\$25,189	\$84,027	\$87,321	\$290,572	\$28,918	\$330,525	\$928,949
■ FY 2000 Actual	\$65,209	\$23,559	\$39,238	\$101,781	\$237,177	\$41,649	\$276,779	\$785,392
□ FY 2001 Approp.	\$52,551	\$31,938	\$41,976	\$104,750	\$310,731	\$32,502	\$199,548	\$773,996
■ FY 2002 Budget	\$57,735	\$35,014	\$38,028	\$150,284	\$247,861	\$31,795	\$189,815	\$750,532

DoD Budget in Current and Constant FY 2002 Dollars



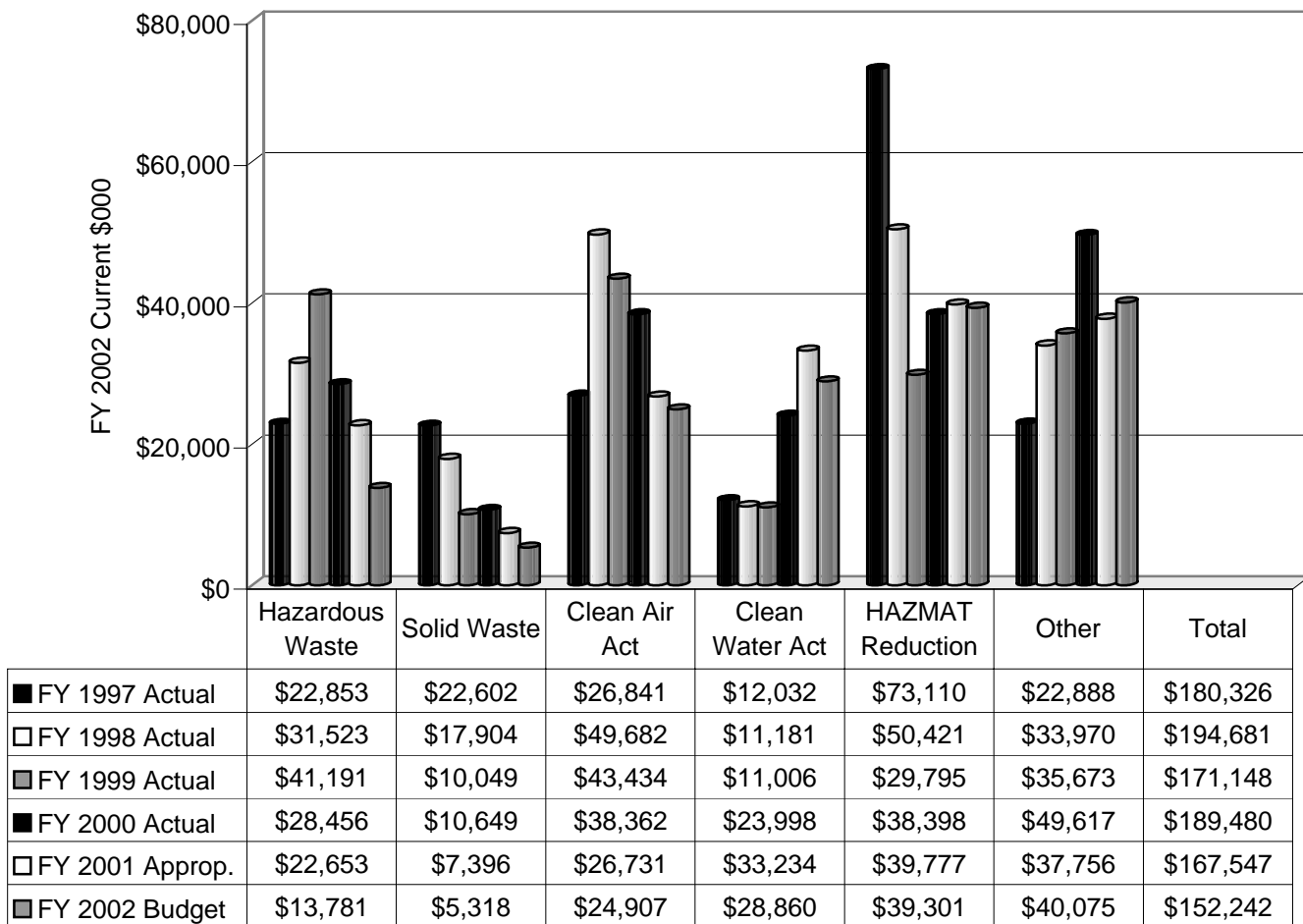


**Figure 5a**  
DoD Budget Summary  
Compliance Nonrecurring



	Hazardous Waste	Solid Waste	UST	Clean Air Act	Clean Water Act	Planning	Other	Total
■ FY 1997 Actual	\$150,460	\$54,135	\$158,037	\$127,429	\$343,781	\$38,852	\$322,076	\$1,194,770
□ FY 1998 Actual	\$113,290	\$34,535	\$143,833	\$150,230	\$345,309	\$31,944	\$340,500	\$1,159,641
■ FY 1999 Actual	\$86,379	\$26,406	\$88,088	\$91,541	\$304,615	\$30,316	\$346,499	\$973,844
■ FY 2000 Actual	\$67,358	\$24,335	\$40,531	\$105,135	\$244,992	\$43,021	\$285,899	\$811,271
□ FY 2001 Approp.	\$53,416	\$32,464	\$42,667	\$106,475	\$315,848	\$33,037	\$202,834	\$786,741
■ FY 2002 Budget	\$57,735	\$35,014	\$38,028	\$150,284	\$247,861	\$31,795	\$189,815	\$750,532

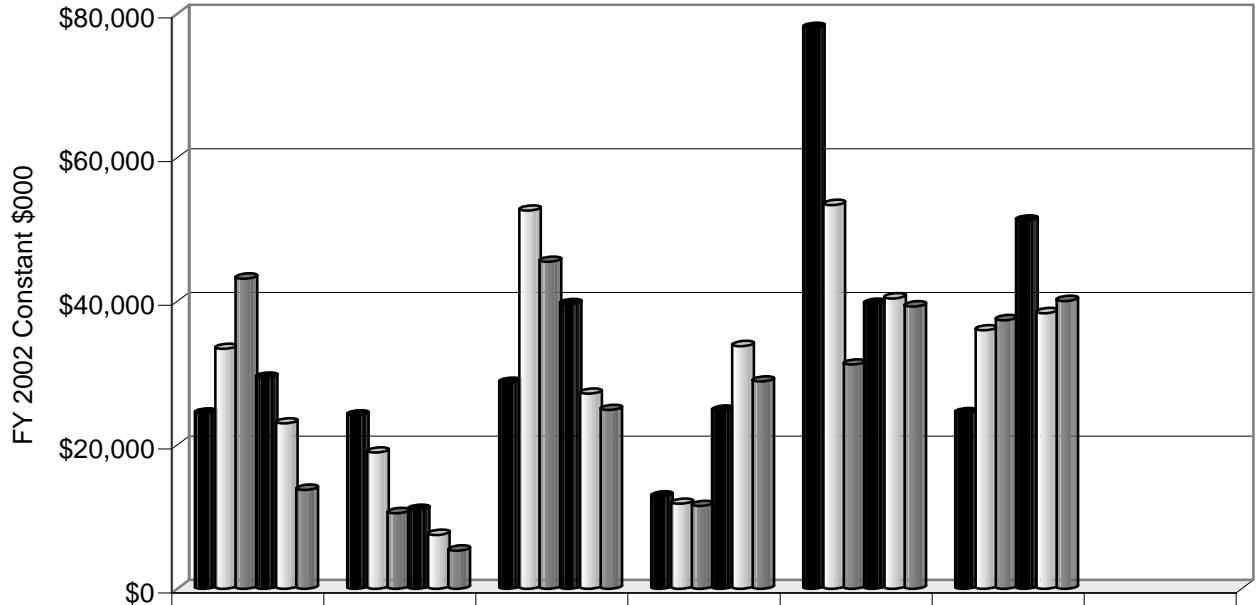
**Figure 6**  
DoD Budget Summary  
Pollution Prevention Nonrecurring



DoD Budget in Current and Constant FY 2002 Dollars

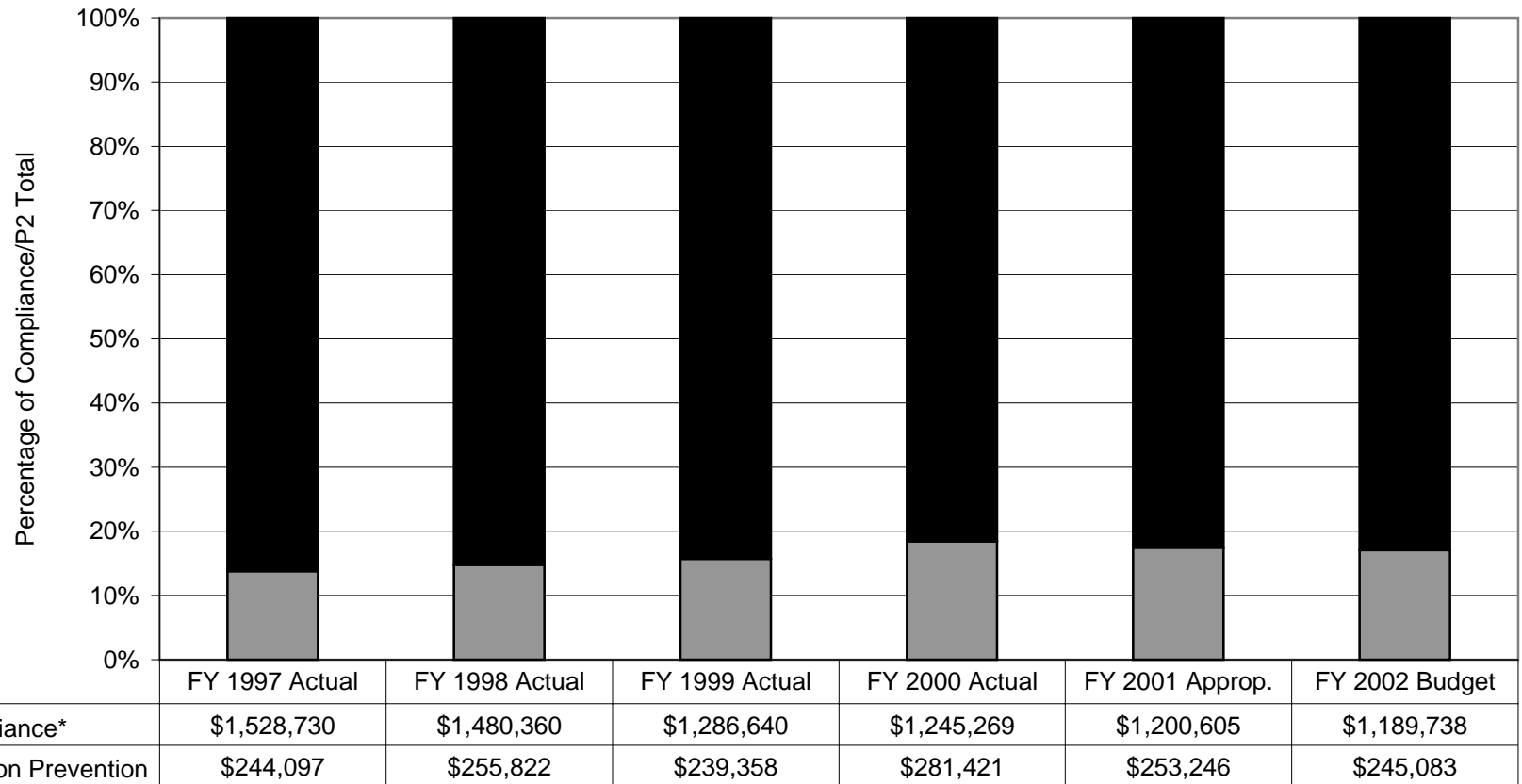


**Figure 6a**  
DoD Budget Summary  
Pollution Prevention Nonrecurring



	Hazardous Waste	Solid Waste	Clean Air Act	Clean Water Act	HAZMAT Reduction	Other	Total
■ FY 1997 Actual	\$24,410	\$24,142	\$28,670	\$12,852	\$78,092	\$24,448	\$192,614
□ FY 1998 Actual	\$33,400	\$18,970	\$52,640	\$11,847	\$53,423	\$35,993	\$206,273
■ FY 1999 Actual	\$43,182	\$10,535	\$45,533	\$11,538	\$31,235	\$37,397	\$179,420
■ FY 2000 Actual	\$29,394	\$11,000	\$39,626	\$24,789	\$39,663	\$51,252	\$195,724
□ FY 2001 Approp.	\$23,026	\$7,518	\$27,171	\$33,781	\$40,432	\$38,378	\$170,306
■ FY 2002 Budget	\$13,781	\$5,318	\$24,907	\$28,860	\$39,301	\$40,075	\$152,242

**Figure 7**  
**DoD Budget Summary**  
**P2 vs. Compliance**  
(FY 2002 Current \$000)

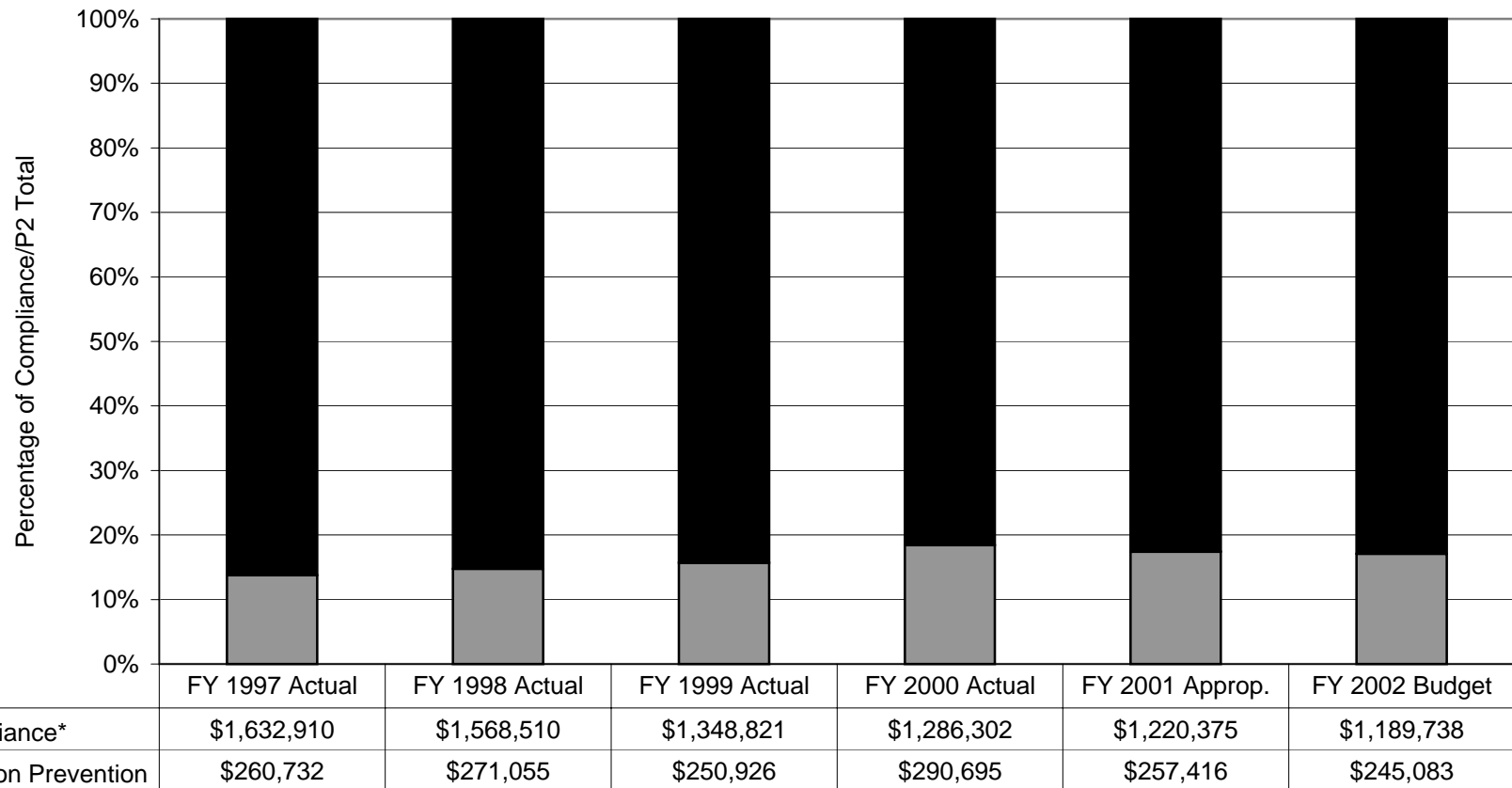


\* Compliance totals do not include Manpower and Education & Training.

DoD Budget in Current and Constant FY 2002 Dollars

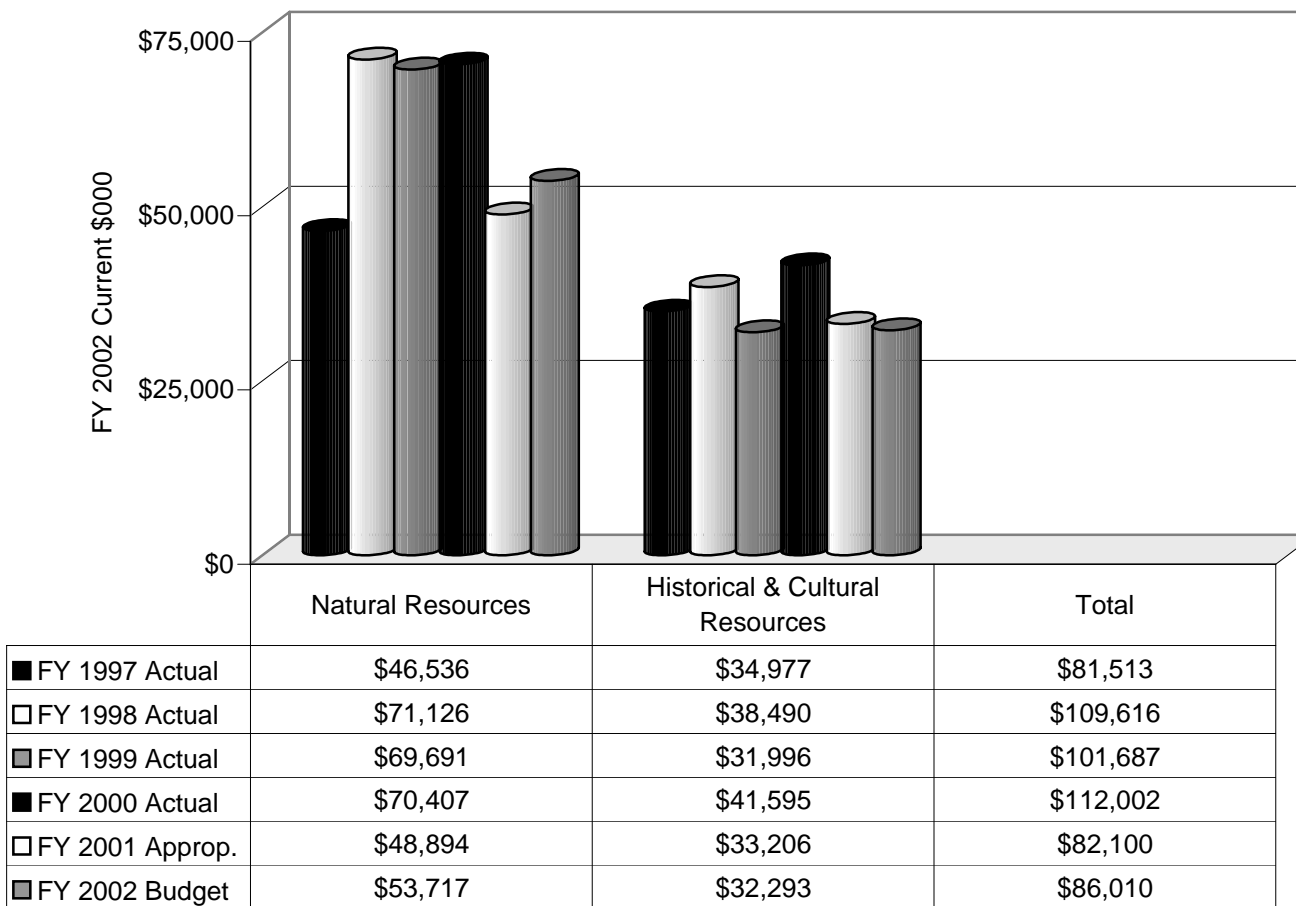


**Figure 7a**  
**DoD Budget Summary**  
**P2 vs. Compliance**  
(FY 2002 Constant \$000)



\* Compliance totals do not include Manpower and Education & Training.

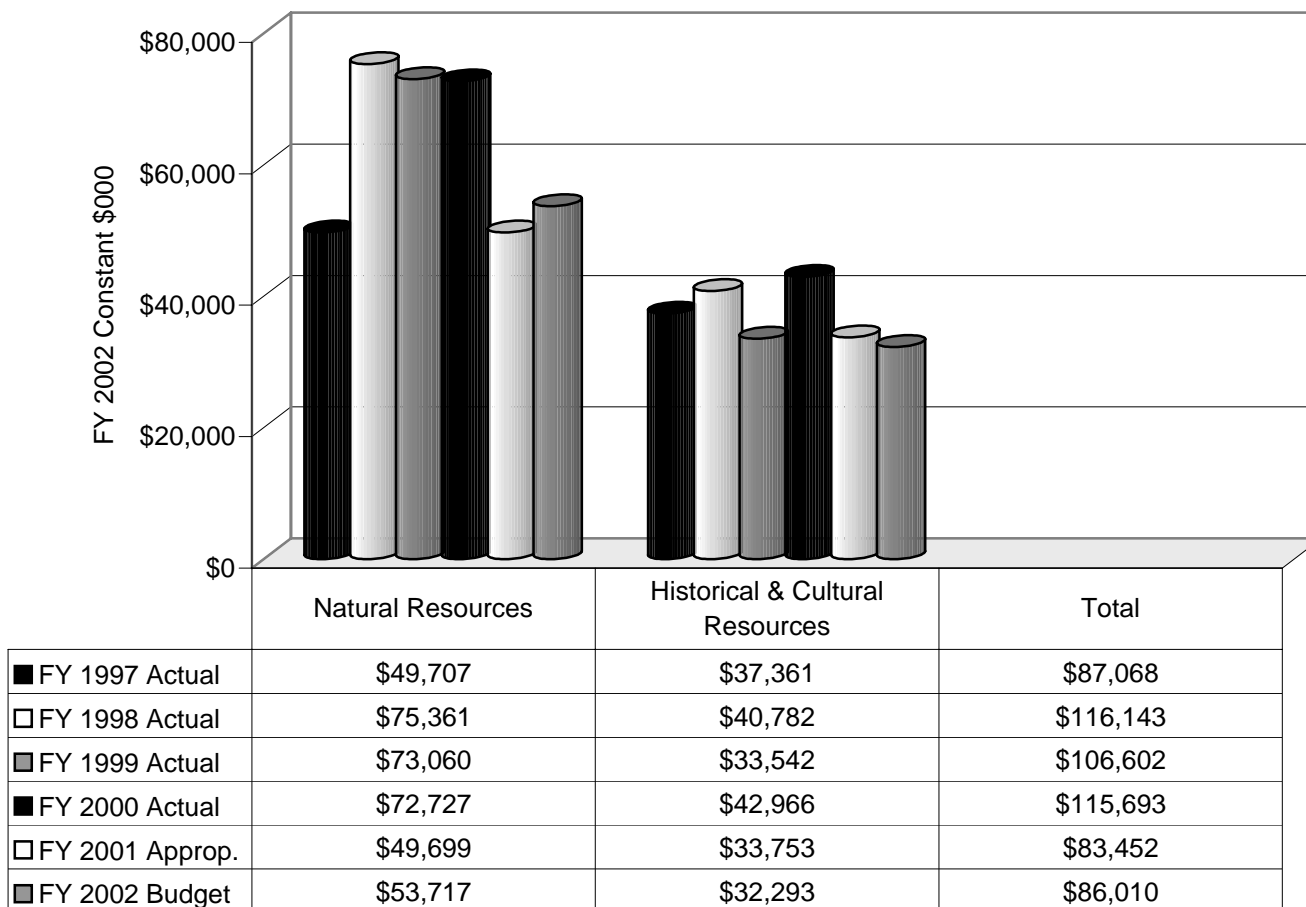
**Figure 8**  
DoD Budget Summary  
Natural Resources vs. Historical/Cultural Resources



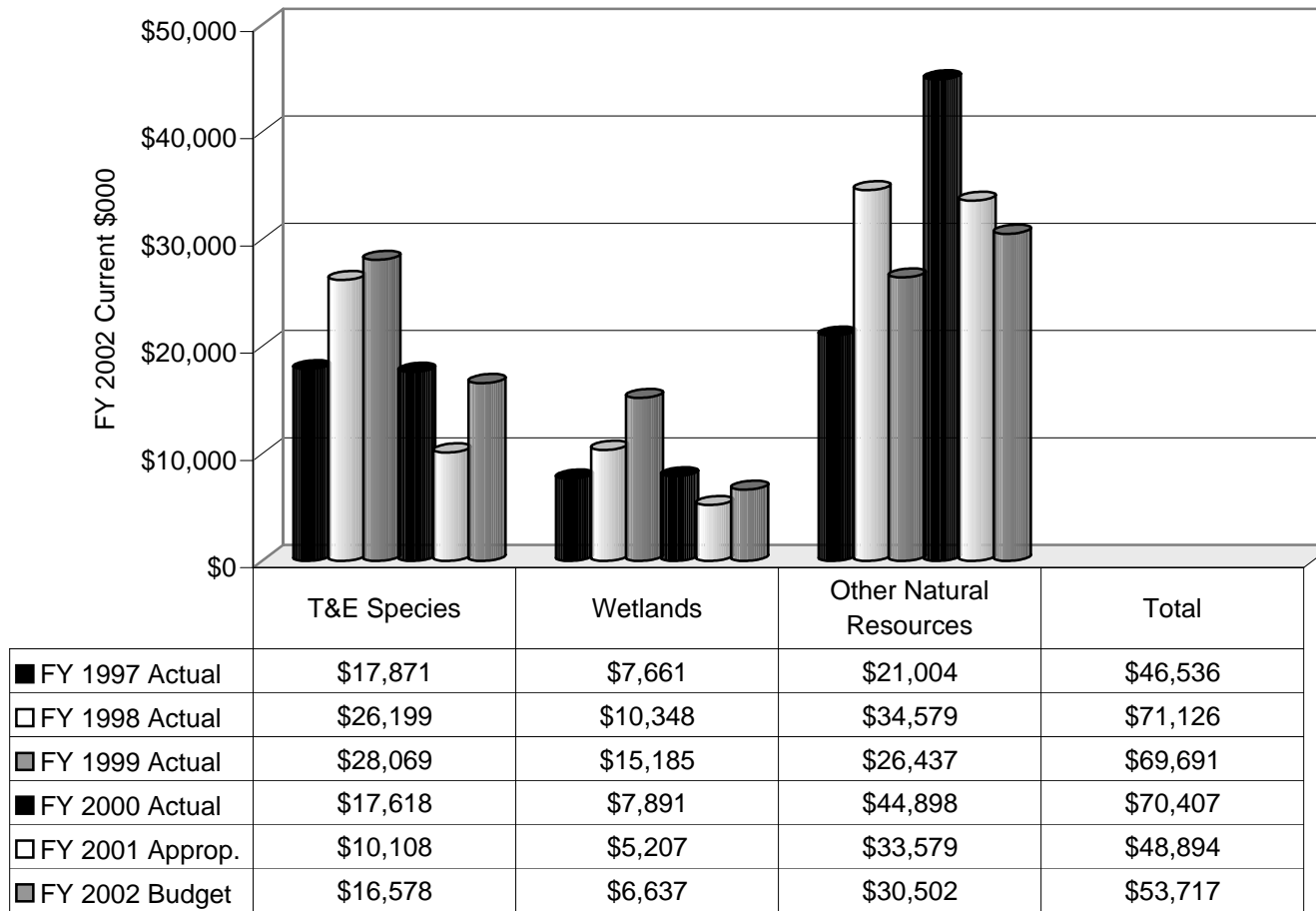
DoD Budget in Current and Constant FY 2002 Dollars



**Figure 8a**  
**DoD Budget Summary**  
**Natural Resources vs. Historical/Cultural Resources**



**Figure 9**  
DoD Budget Summary  
Natural Resource Investment by Category

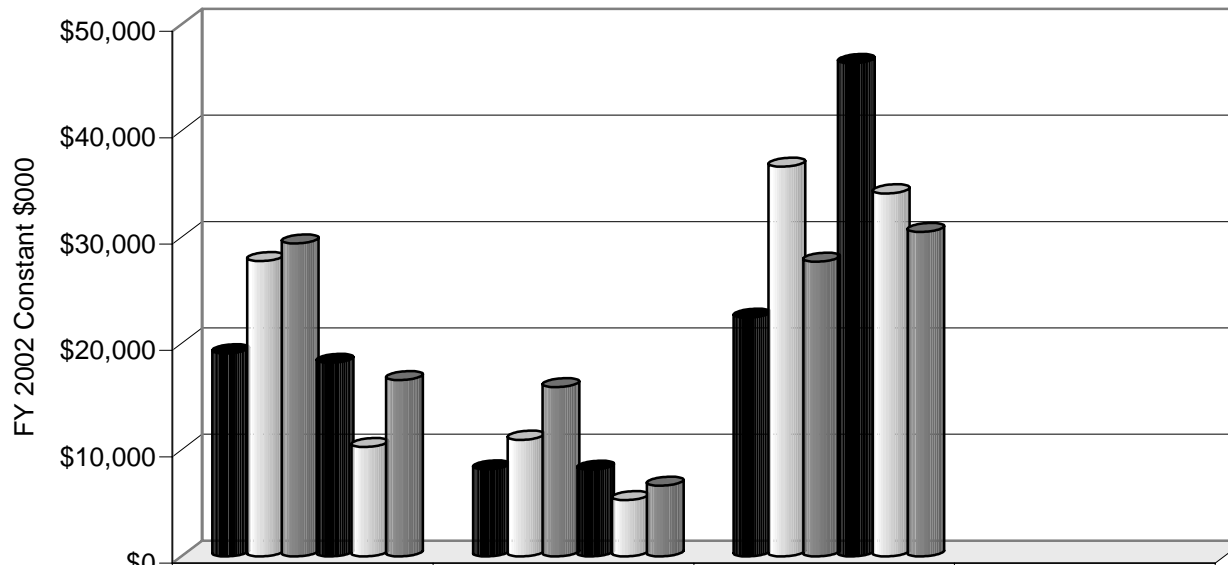


DoD Budget in Current and Constant FY 2002 Dollars



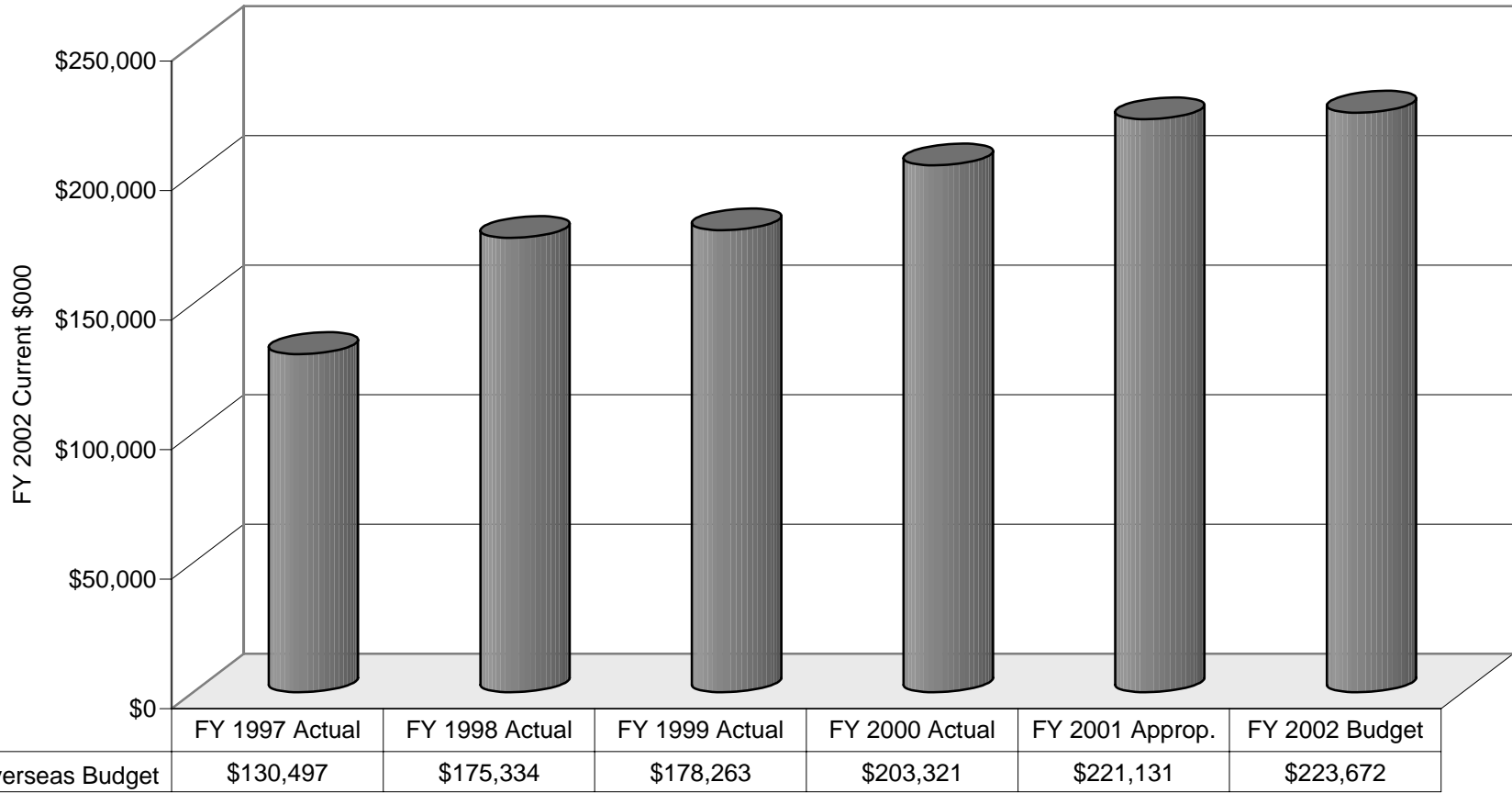


**Figure 9a**  
DoD Budget Summary  
Natural Resource Investment by Category



	T&E Species	Wetlands	Other Natural Resources	Total
■ FY 1997 Actual	\$19,089	\$8,183	\$22,435	\$49,707
□ FY 1998 Actual	\$27,759	\$10,964	\$36,638	\$75,361
■ FY 1999 Actual	\$29,426	\$15,919	\$27,715	\$73,060
■ FY 2000 Actual	\$18,199	\$8,151	\$46,377	\$72,727
□ FY 2001 Approp.	\$10,274	\$5,293	\$34,132	\$49,699
■ FY 2002 Budget	\$16,578	\$6,637	\$30,502	\$53,717

**Figure 10**  
DoD Budget Summary  
EQ Overseas Budget



DoD Budget in Current and Constant FY 2002 Dollars



**Figure 10a**  
DoD Budget Summary  
EQ Overseas Budget

