

Appendix D: Natural Resources

Department of Defense (DoD) installations are rich in natural resources, including wetlands, forests, rare ecosystems, and threatened and endangered species (TES). The Department promotes the conservation of these valuable resources on its installations and other lands held in the public trust. Through these efforts, DoD maintains the land, water, and airspace needed to sustain military readiness while protecting these assets for current and future generations.

The specific landscapes and unique natural features of the land, sea, and air space used by DoD are crucial to military readiness. Conservation efforts ensure that these training environments are not degraded over time and that DoD has continued access to all such areas to test, train, and develop readiness capabilities.

Applicable Requirements

The Sikes Act of 1960 and, as significantly amended, the Sikes Act Improvement Act of 1997 require DoD to prepare an Integrated Natural Resources Management Plan (INRMP) for each installation with significant natural resources. An INRMP is a comprehensive plan used to manage natural resources on an installation. The INRMP describes how natural resources will be managed while ensuring the sustained use of a natural landscape for military mission needs in compliance with applicable laws and regulations.

The Sikes Act requires that INRMPs be prepared in cooperation with representatives from the U.S. Fish and Wildlife Service (FWS) and appropriate state fish and wildlife agencies. Each INRMP must reflect mutual agreement between the installation, FWS, and the state concerning the “conservation, protection, and management of fish and wildlife resources.”

At least once every five years, the installation, in conjunction with the FWS and the state fish and wildlife agencies, must conduct a formal review of the INRMP for “operation and effect” and assess the need for revisions or updates. The purpose of this review is to determine whether the INRMP is facilitating necessary conservation efforts. Review results show if there is a need for INRMP revision or update efforts based on the assessment outcome:

- ▶ No Action Needed
- ▶ Update Needed—An update involves selected portions of an existing INRMP that do not result in changes to goals or objectives, and that do not result in measurable changes

to the ecosystem or its integrity. Updates, rather than full revisions, may be prepared if appropriate and agreed to by requisite FWS, state, and installation personnel.

- ▶ **Revision Needed**—A revision replaces an existing INRMP and is required when the goals or objectives change. Examples of events that may cause goals and objectives to change include a significant change in the military mission and new statutory or regulatory requirements.

DoD also requires that all installations with INRMPs conduct internal reviews and that as many as possible conduct annual reviews in cooperation with FWS and state fish and wildlife agencies. This review assesses the goals and objectives of the INRMP, as well as establishes a realistic schedule for undertaking proposed actions. These reviews may be useful in expediting the reviews as to operation that are required not less often than every 5 years (provided these regular reviews are reasonably comprehensive and the written documentation evidences the parties' mutual agreement).

Natural resource planning also identifies the management needs of TES. The Endangered Species Act (ESA) of 1973 protects plant and animal species at risk of extinction. Over 300 species listed as threatened or endangered under the ESA currently reside on DoD lands. DoD must manage its lands for the protection of these species, including managing, protecting, and sometimes enhancing the habitats crucial to endangered species survival.

Habitat conservation is also necessary for the protection of endangered and at-risk species. Any area that is essential to the conservation of a species can be formally designated as "critical habitat" by FWS or the National Marine Fisheries Service. The Fiscal Year (FY) 2004 National Defense Authorization Act modified the ESA critical habitat provision to allow an approved and implemented INRMP to be used by the Department of the Interior and Department of Commerce in lieu of a critical habitat designation. INRMPs are often more effective than critical habitat designations because they facilitate a more holistic approach

to species protection and conservation, while simultaneously enhancing installation flexibility to fulfill testing and training mission obligations.

DoD must comply with other federal regulations, including the National Environmental Policy Act of 1970 and the Migratory Bird Treaty Act of 1918. By fulfilling its responsibilities to these and other federal laws, regulations, and executive orders, DoD maintains its land, air, and water resources for readiness and training while preserving our nation's natural heritage for future generations.

In addition to these requirements, DoD self-imposes further guidance to protect the natural resources with which it has been entrusted, including:

- ▶ DoD Directive 4715.1e, Environmental Safety and Occupational Health, requires that DoD assets, including natural resources, be managed to sustain the DoD mission.
- ▶ DoD Instruction 4715.3, Environmental Conservation Program, implements policy, assigns responsibilities, and prescribes procedures for the integrated management of natural resources on property under DoD control. The purpose of this Instruction is to guarantee military access to land, air, and water resources for testing and training while sustaining these same resources for scientific research, education, and other compatible uses for future generations.
- ▶ The 2007 Defense Installations Strategic Plan, Objective 1.3, states that it is DoD's goal to "manage our land, water, and air resources to sustain installation capabilities for missions to satisfy readiness requirements." Additionally, Objective 5.4 describes the added goal to develop and maintain partnerships with interested parties to enhance sustainability and natural resource conservation, and to improve the operations of installations.

Current Management Practices

In 1990, Congress passed legislation establishing the Legacy Resource Management Program to provide financial assistance for DoD efforts to preserve its natural

and cultural heritage while protecting and enhancing resources to support military readiness.

Three principles guide the Legacy program—stewardship, leadership, and partnership. Legacy projects, which are funded through a competitive proposal solicitation process, focus on natural and cultural resource efforts of high priority to DoD and the Components. Topics vary and may include invasive species control, monitoring and predicting migratory patterns of birds and animals, regional ecosystem management initiatives, habitat restoration and protection, curation of archeological collections, Native American consultations, and more.

Highlights of the following recent Legacy projects include a series of biodiversity tools, a multi-pronged approach to migratory bird conservation, and endangered species conservation efforts:

- ▶ The Biodiversity Outreach Toolkit, Biodiversity Guidebook, and Biodiversity Commander's Guide are complementary products that provide compelling and informative materials about DoD's biodiversity policies, procedures, success stories, and lessons learned. The Toolkit also provides outreach materials for natural resource managers to use with commanders, trainers, and base and community residents
- ▶ To conserve and protect migratory birds, the Legacy Program funded several recent assessment projects including projects on the value of DoD lands in Alaska for the declining rusty blackbird, the bird airstrike hazard risk for migrating and breeding osprey in the mid-Atlantic Chesapeake Bay Region, and the migratory linkages of burrowing owls on DoD and adjacent lands. By protecting the myriad habitats upon which migratory birds depend, the Legacy Program helps ensure that military training lands remain available and in good condition for mission activities
- ▶ To prevent the imperilment of at-risk species, manage for federally-listed species, and share information not otherwise available, the program funded:

- An effort to implement three new conservation partnership teams at military ranges in Arizona and New Mexico to promote cooperative partnership efforts for threatened, endangered, and at-risk species (TER-S) recovery and conservation on DoD lands in the Southwestern United States
- A series of regional TER-S workshops to enhance partnerships and cooperative efforts and elucidate cutting-edge research and management needs
- A DoD TES portal on the National Biological Information Infrastructure System to make significant TES-related documents publicly available.

These and other projects funded under the Legacy Program improve species and habitat management, assist DoD in partnering with other land managers, and help reduce potential conflicts that could exacerbate encroachment on the military mission.

In FY2008, the Legacy Program invested \$7.2 million in available funding to support 62 of its highest priority projects. The program leveraged additional support from in-kind and matching contributions worth \$2.6 million, enhancing its benefit to mission-sustaining efforts.

DoD

In FY2008, DoD spent a total of \$144.8 million to develop and implement INRMPs, as illustrated in Figure D-1. While this represents a \$23.8 million increase compared to the previous year, implementation costs increased by \$48.1 million since FY2004.

Figure D-2 shows that DoD reviewed and updated as necessary 86 percent of required INRMPs in FY2008. Some installations that reported INRMPs in the past may no longer be required to report because the installation has closed or is in the process of closing under the Defense Base Closure and Realignment Act of 1990, no longer meets the criteria for requiring an INRMP, or the Components combined formerly separate INRMPs into new regional plans. Conversely, installations also may have been added if it was determined that they contain significant natural resources. At least two factors can cause an INRMP to be out-of-date: unexpected changes to mission requirements or natural resources conditions, or insufficient programmed resources to prepare or review an out-of-cycle INRMP revision or new plan.

Figure D-1 DoD Costs to Implement INRMPs

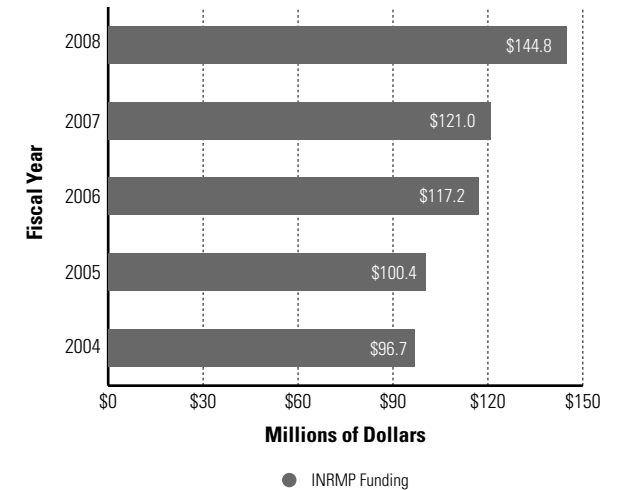
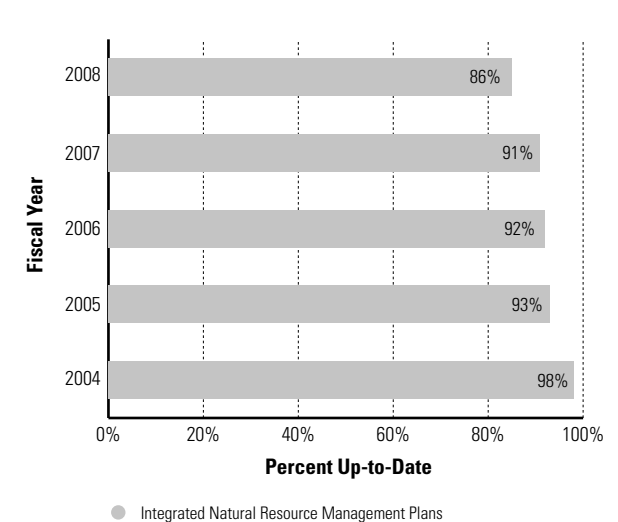


Figure D-2 DoD INRMP Progress



Army

The Army is committed to managing, protecting, and restoring the natural resources on its installations. Army installations are developing and implementing INRMPs in accordance with the military mission and installation management plans and processes. As shown in Figure D-3, the Army spent \$89.7 million in FY2008 to develop and implement INRMPs. This 26 percent increase in funding was due to several factors, including Army transformation and realignment, and changes in reporting criteria. Figure D-4 shows that 98 percent of installations requiring updated INRMPs were completed. This percentage has held stable for Army over the last 5 years.

The Legacy Program has provided funding to promote strategic planning, outreach, and other collaborative efforts with other governmental agencies and The Nature Conservancy to conserve four candidate species occurring on Fort Lewis, Washington and throughout the South Puget Sound region. The program has also supported the establishment of a native plant nursery, which will ultimately serve as a seed stock source for restoring habitat on Fort Lewis for these four candidate species.

Navy

Navy installations are often rich in natural assets, including TES, wetlands, and rare ecosystems. The Navy's Natural Resources Program provides a framework for managing these natural assets and achieves an overall balance between military readiness and environmental protection.

In FY2008, the Navy spent \$10.1 million to fund the development and implementation of INRMPs, which is displayed in Figure D-5. Navy obligated an additional \$3 million for regional oversight of INRMP implementation, bringing the total obligation to \$13.0 million for FY2008. Figure D-6 shows that 80 percent of Navy installations requiring INRMPs had up-to-date and approved plans in FY2008.

Figure D-3 Army Costs to Implement INRMPs

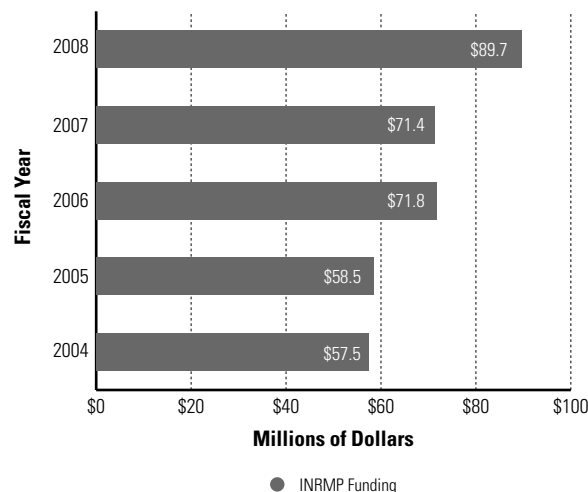


Figure D-4 Army INRMPs Progress

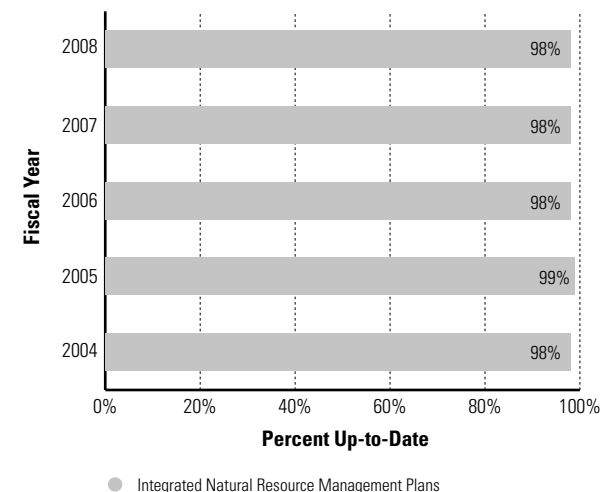


Figure D-5 Navy Costs to Implement INRMPs*

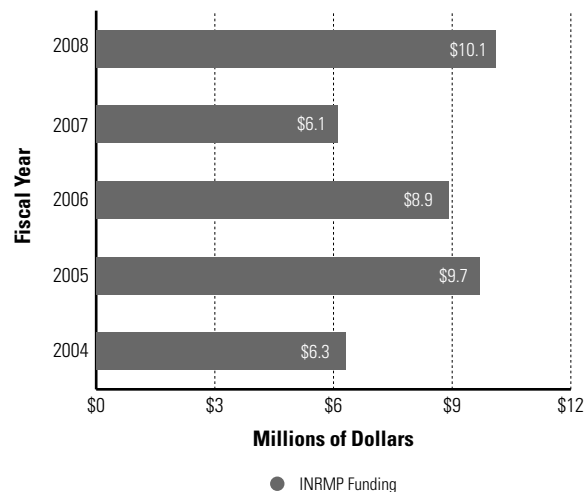
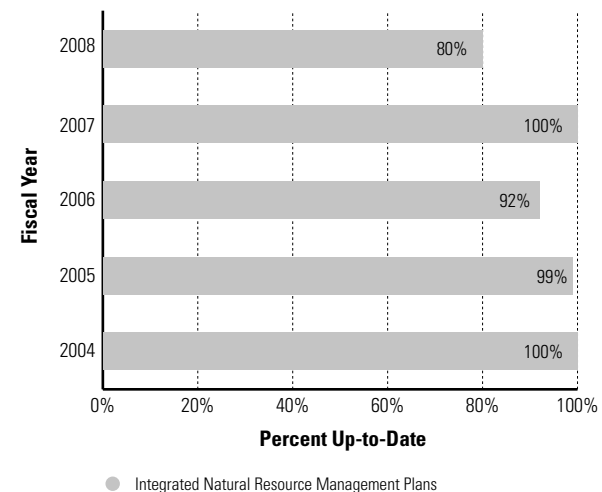


Figure D-6 Navy INRMPs Progress



*In FY2008, Navy obligated an additional \$3 million for regional oversight of INRMP implementation.

The Legacy Program continued to assist the protection of natural while supporting military readiness. Among other projects, the Navy used FY2008 Legacy funds to deploy acoustical alert devices on select DoD vessels to mitigate the risk of vessel collisions with marine mammals.

Marine Corps

The Marine Corps is committed to protecting natural resources on its installations. Marine Corps installations develop INRMPs to document the natural assets unique to each installation and manage them to balance mission requirements with recreational and other land use activities. Figure D-7 shows that the Marine Corps spent \$16.5 million in FY2008 to fund and implement INRMPs. Since FY2005, the Marine Corps has increased its INRMP funding to meet implementation requirements for two additional plans as well as support adaptive management strategies of previously approved plans. As of FY2008, 94 percent of required Marine Corps installation INRMPs were updated and approved, as illustrated in Figure D-8.

Air Force

The Air Force advocates INRMPs and firmly believes that biologically diverse training lands established through INRMP implementation expedites mission and conservation need coordination.

The Air Force has increased investments to facilitate INRMP implementation. As illustrated in Figure D-9, the Air Force obligated \$28.2 million in FY2008 to implement INRMPs, which represents an increase of approximately \$9.9 million since FY2004. Figure D-10 shows that 70 percent of Air Force installations requiring INRMPs had up-to-date plans in FY2008.

The Legacy Program allows the Air Force to fund mission-oriented and cooperative conservation projects that may not be otherwise possible. In FY2008, the Air Force applied Legacy funds to assess the bird and wildlife aircraft strike hazard risk potential of migrating and breeding ospreys in the mid-Atlantic Chesapeake Bay Region.

Figure D-7 Marine Corps Costs to Implement INRMPs

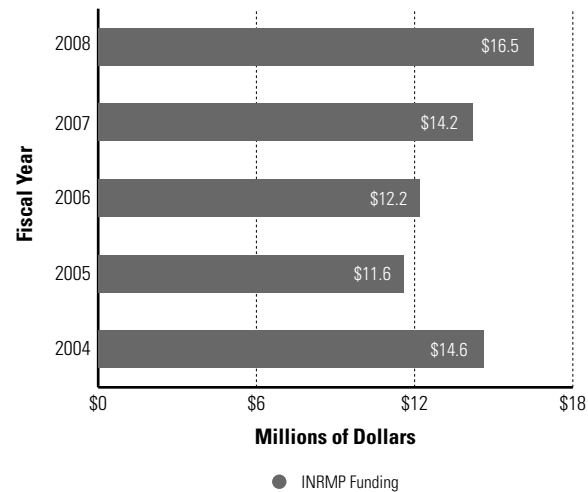


Figure D-8 Marine Corps INRMPs Progress

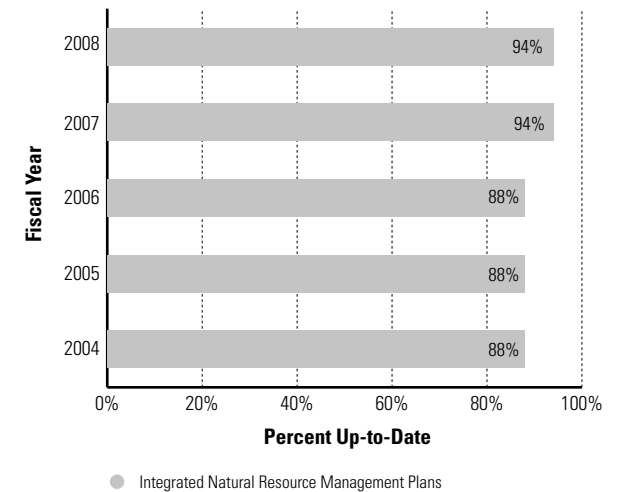


Figure D-9 Air Force Costs to Implement INRMPs

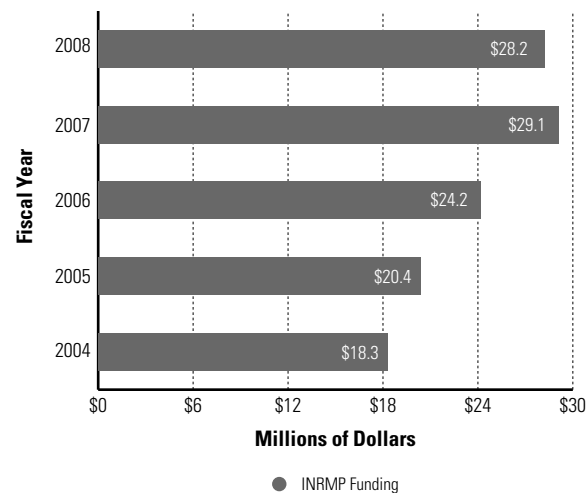
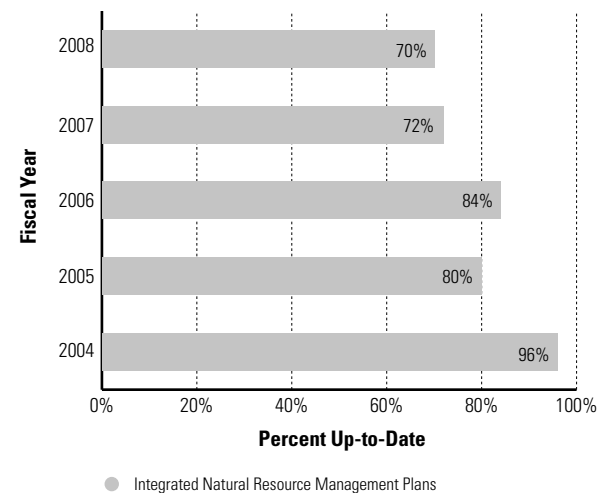


Figure D-10 Air Force INRMPs Progress



DLA

The Defense Logistics Agency (DLA) is committed to protecting the natural assets located on or near its installations, including plant and animal life, rivers, and wetlands. DLA's Natural Resources Program provides policy and funding to ensure the preservation of military and American heritage. DLA installations prepare and implement INRMPs to manage and maintain natural resources, fish and wildlife conservation, forestry, land management, outdoor recreation, and missions needs.

Figure D-11 shows that DLA spent \$385,000 in FY2008 to fund development and implementation of INRMPs. Similar levels of funding have been allocated to INRMPs in the past three years. DLA has 50 percent compliance with INRMP update requirements, as shown in Figure D-12. DLA installations have few significant natural resources, requiring only two INRMPs. DLA completed the preliminary draft INRMP for Defense Fuel Support Point San Pedro in January 2007, but is awaiting a final biological opinion from FWS prior to completion..

Figure D-11 DLA Costs to Implement INRMPs

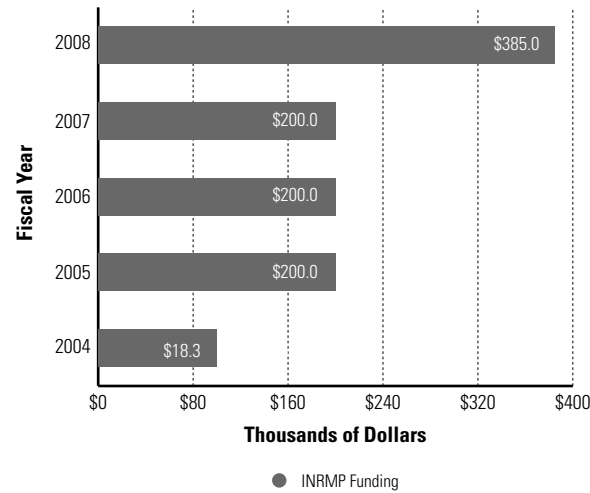
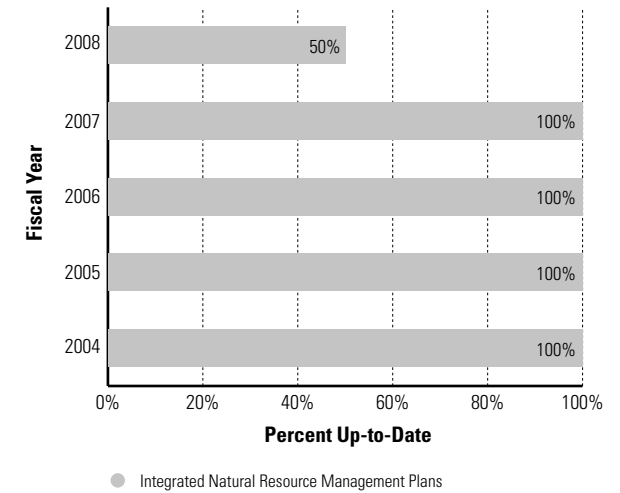


Figure D-12 DLA INRMPs Progress



Sikes Act Data

The Sikes Act requires DoD installations to prepare INRMPs. These INRMPs assist base commanders in conserving and rehabilitating natural resources while supporting the military mission. Installations must formally review and update these plans every five years. Installations are required to report the status of INRMPs annually.

Figure D-13 displays the status of DoD's commitment to the Sikes Act by Component. Status includes the date in which the most recent INRMP 5-year review was approved, the date in which the next INRMP 5-year review is due, and funding spent in FY2008 to implement projects required in the INRMP.

Installations are committed to coordinating with the FWS and appropriate state fish and wildlife agencies concerning natural resources management. This effort ensures that DoD, FWS, and state agencies concur on resource management practices and provides DoD with access to the expert knowledge of FWS and state agencies.

In FY2006, DoD entered into a memorandum of understanding (MOU) with FWS and the Association of Fish and Wildlife Agencies (AFWA) to formalize the cooperative relationship of the three parties. The MOU traces the background of legislation and the history of DoD's relationship with FWS and AFWA in managing natural resources and states each party's roles and responsibilities.

Figure D-13 Sikes Act Status

Army						
Army Installation Name	State	Most Recent INRMP (MM/YY)	Meets SAIA Requirements? (Y/N)	Coordination with USFWS? (Y/N)	Coordination with the State? (Y/N)	\$ Spent in Current Fiscal Year to Implement INRMP (in actual \$)
Fort Greely	AK	September 2007	Y	Y	N	\$50,000
Fort Richardson	AK	April 2007	Y	Y	Y	\$1,697,000
Fort Wainwright	AK	April 2007	Y	Y	Y	\$2,130,000
Stewart River Training Area	AK	January 2008	Y	Y	Y	\$0
Anniston Army Depot	AL	August 2007	Y	N	Y	\$135,000
Fort Rucker	AL	October 2007	Y	Y	Y	\$782,000
Pelham Range (formerly Fort McClellan)	AL	June 2007	Y	Y	Y	\$249,264
Redstone Arsenal	AL	October 2002	Y	Y	Y	\$506,833
Camp J.T. Robinson	AR	March 2006	Y	Y	Y	\$65,000
Fort Chaffee	AR	September 2008	Y	Y	N	\$178,000
Pine Bluff Arsenal	AR	January 2006	Y	Y	Y	\$240,496
Camp Navajo	AZ	Not Applicable	N	N	N	\$400,720
Florence Military Reservation	AZ	Not Applicable	N	N	N	\$166,000
Fort Huachuca	AZ	October 2007	Y	Y	Y	\$1,335,000
Yuma Proving Ground	AZ	February 2003	Y	Y	Y	\$400,000
Camp Roberts Training Site Materials Testing Center-H	CA	February 2007	Y	Y	N	\$401,500
Camp San Luis Obispo	CA	February 2007	Y	Y	N	\$147,500
Fort Hunter Liggett	CA	April 2008	Y	Y	Y	\$1,040,000
Fort Irwin	CA	July 2006	Y	Y	Y	\$3,849,636
Parks Reserve Forces Training Area	CA	March 2008	Y	Y	Y	\$140,000
Presidio of Monterey	CA	September 2008	Y	Y	Y	\$222,640

Army, cont.

Army Installation Name	State	Most Recent INRMP (MM/YY)	Meets SAIA Requirements? (Y/N)	Coordination with USFWS? (Y/N)	Coordination with the State? (Y/N)	\$ Spent in Current Fiscal Year to Implement INRMP (in actual \$)
Sierra Army Depot	CA	August 2001	Y	N	N	\$0
Fort Carson (includes Pinon Canyon Maneuver Site)	CO	July 2007	Y	Y	Y	\$1,374,400
Pueblo Chemical Depot	CO	May 2008	Y	N	Y	\$67,000
Camp Hartell, Camp Rell, East Have Rifle Range, Stones Ranch Military Reservation	CT	July 2008	Y	Y	Y	\$76,785
Bethany Beach Training Site	DE	September 2004	Y	Y	Y	\$200
New Castle Rifle Range/Training Site	DE	September 2004	Y	Y	Y	\$200
Camp Blanding	FL	July 2007	Y	Y	Y	\$142,650
Miramar-Snake Creek Training Site	FL	August 2006	Y	Y	Y	\$85,854
Fort Benning	GA	July 2005	Y	Y	Y	\$10,103,717
Fort Gordon	GA	September 2008	Y	Y	Y	\$963,733
Fort Stewart (includes Hunter AAF)	GA	July 2007	Y	Y	Y	\$3,097,001
Dillingham Military Reservation, Schofield Barracks Military Reservation, Kahuku Training Area, Kawaihoa Training Area, Makua Military Reservation	HI	September 2008	Y	Y	Y	\$6,174,659
Keaukaha Military Reservation, Kekaha Rifle WETS, Ukumehame WETS, Waiawa Gulch (Pearl City)	HI	February 2008	Y	Y	Y	\$29,608
Pohakuloa Training Area	HI	September 2008	Y	Y	Y	\$8,265,594
Camp Dodge Training Site	IA	August 2007	Y	Y	Y	\$20,000
Iowa Army Ammunition Plant	IA	May 2008	Y	Y	Y	\$805,000
Orchard Range Training Site	ID	November 2007	Y	Y	Y	\$936,940
Joliet Local Training Area	IL	March 2008	Y	Y	Y	\$139,530
Marseilles	IL	September 2007	Y	Y	Y	\$25,000
Rock Island Arsenal	IL	January 2006	Y	Y	Y	\$0
Sparta Training Site	IL	May 2006	Y	Y	Y	\$124,000
88th Regional Readiness Command (Kingsbury Local Training Area, IN; IL; MI; MN; OH; WI)	IN	March 2008	Y	Y	Y	\$756,593
Atterbury Training Site/ Camp Atterbury	IN	July 2007	Y	Y	Y	\$208,578
89th Regional Readiness Command (Sunflower Local Training Area KS, Atchison SSF KS Mead Local Training Area NE)	KS	October 2008	Y	Y	N	\$220,000
Fort Leavenworth	KS	June 2008	Y	Y	Y	\$20,000
Fort Riley	KS	October 2006	Y	Y	Y	\$1,640,435
Smokey Hill Training Area, Salina	KS	November 2001	Y	Y	Y	\$36,777
Artemus	KY	February 2008	Y	Y	Y	\$20,000
Blue Grass Army Depot	KY	August 2006	Y	N	Y	\$20,000
Eastern Kentucky WETS	KY	February 2008	Y	Y	Y	\$10,000
Fort Campbell	KY	July 2008	Y	Y	Y	\$2,710,000
Fort Knox	KY	May 2008	Y	Y	Y	\$1,142,500

Army, cont.

Army Installation Name	State	Most Recent INRMP (MM/YY)	Meets SAIA Requirements? (Y/N)	Coordination with USFWS? (Y/N)	Coordination with the State? (Y/N)	\$ Spent in Current Fiscal Year to Implement INRMP (in actual \$)
W.H. Ford Regional Training Center	KY	April 2008	Y	Y	Y	\$243,000
Camp Beauregard	LA	April 2008	Y	Y	Y	\$128
Camp Minden (formerly Louisiana Army Ammunition Plant)	LA	April 2008	Y	N	Y	\$80
Camp Villere Training Site	LA	April 2008	Y	Y	Y	\$10
Fort Polk	LA	October 2008	Y	Y	Y	\$1,611,529
Camp Edwards	MA	October 2008	Y	Y	Y	\$415,273
Devens Reserve Forces Training Area	MA	January 2008	Y	Y	Y	\$746,000
Aaron Strauss Area	MD	October 2007	Y	Y	Y	\$0
Aberdeen Proving Ground	MD	January 2008	Y	Y	Y	\$1,650,000
Fort Detrick	MD	October 2007	Y	Y	Y	\$77,218
Fort George G. Meade	MD	February 2007	Y	N	Y	\$200,000
U.S. Army Research Laboratory Adelphi (Adelphi Laboratory Center And Blossom Point Research Facility)	MD	May 2002	Y	Y	Y	\$71,000
Caswell Training Site	ME	October 2008	Y	Y	Y	\$0
Hollis Plains Training Site	ME	June 2007	Y	Y	Y	\$0
Riley-Bog Brook Training Site	ME	February 2007	Y	Y	Y	\$0
Camp Grayling	MI	January 2007	Y	Y	Y	\$201,100
Fort Custer Training Center	MI	May 2008	Y	Y	Y	\$275,000
Camp Ripley	MN	February 2008	Y	N	Y	\$293,000
Twin Cities Army Training Site Areden Hills (formerly Twin Cities Army Ammunition Plant)	MN	April 2008	Y	N	Y	\$60,000
Camp Clark	MO	September 2008	Y	Y	N	\$8,366
Camp Crowder	MO	August 2008	Y	N	N	\$35,846
Fort Leonard Wood	MO	November 2006	Y	Y	Y	\$460,000
Macon Training Site	MO	May 2008	Y	N	N	\$27,178
Truman Reservoir Training Site	MO	September 2008	Y	Y	N	\$69,028
Wappapello Training Site	MO	December 2006	Y	Y	N	\$2,692
Camp McCain Training Site	MS	August 2001	Y	Y	Y	\$34,254
Camp Shelby	MS	August 2001	Y	Y	Y	\$90,892
Fort Harrison	MT	April 2008	Y	Y	Y	\$29,540
Limestone Hills Training Range	MT	April 2008	Y	Y	Y	\$15,000
Camp Butner Training Site	NC	November 2007	Y	Y	Y	\$55,963
Fort Bragg	NC	November 2001	Y	Y	Y	\$4,581,900
Military Ocean Terminal Sunny Point	NC	Not Applicable	N	N	N	\$154,000
Camp Grafton	ND	September 2008	Y	Y	Y	\$274,000
Garrison Training Site	ND	September 2008	Y	Y	Y	\$1,000
Camp Ashland Training Site	NE	August 2008	Y	Y	Y	\$22,101
Greenlief Training Site (formerly Hastings Training Site)	NE	August 2008	Y	Y	Y	\$0

Army, cont.

Army Installation Name	State	Most Recent INRMP (MM/YY)	Meets SAIA Requirements? (Y/N)	Coordination with USFWS? (Y/N)	Coordination with the State? (Y/N)	\$ Spent in Current Fiscal Year to Implement INRMP (in actual \$)
Mead Training Site	NE	August 2008	Y	Y	Y	\$342,420
Fort Dix	NJ	October 2008	Y	Y	Y	\$240,000
Picatiny Arsenal	NJ	December 2007	Y	Y	Y	\$8,032
Sea Girt Training Center	NJ	June 2006	Y	Y	Y	\$102,000
Camel Tracks, Carlsbad Training Sites, Roswell Training Site, Deming Training Site	NM	May 2007	Y	Y	Y	\$254,000
White Sands Missile Range	NM	November 2001	Y	N	Y	\$1,921,500
Hawthorne Army Ammunition Plant	NV	April 2007	Y	Y	Y	\$0
Stead Training Site	NV	July 2006	Y	Y	Y	\$0
Camp Smith Training Site	NY	September 2008	Y	Y	Y	\$22,000
Fort Drum	NY	November 2001	Y	Y	Y	\$645,038
Guilderland Local Training Area	NY	September 2008	Y	Y	Y	\$22,000
West Point Military Reservation	NY	September 2007	Y	N	Y	\$404,196
Youngstown Training Site	NY	September 2008	Y	Y	Y	\$22,000
Newton Falls Training Site (formerly Ravenna Army Ammunition Plant)	OH	September 2008	Y	Y	Y	\$0
Camp Gruber Training Site	OK	July 2008	Y	N	Y	\$439,000
Fort Sill	OK	June 2007	Y	Y	Y	\$882,000
McAlester Army Ammunition Plant	OK	June 2008	Y	Y	Y	\$250,000
Camp Adair/Corvallis	OR	October 2007	Y	N	Y	\$35,000
Camp Rilea	OR	January 2005	Y	Y	N	\$1,351,000
Central Oregon Training Site	OR	June 2008	Y	Y	N	\$36,000
99th Regional Readiness Command HQ (Keystone Local Training Area (formerly Geveva Local Training Area)	PA	June 2008	Y	Y	Y	\$300,000
Fort Indiantown Gap	PA	August 2007	Y	Y	Y	\$700,000
Letterkenny Army Depot	PA	June 2008	Y	Y	Y	\$275,000
Camp Santiago Training Site	PR	May 2007	Y	Y	Y	\$0
Fort Buchanan	PR	March 2005	Y	Y	Y	\$10,000
Camp Fogarty Training Site	RI	August 2007	Y	Y	Y	\$5,000
Clark Hills Training Site	SC	September 2001	Y	Y	Y	\$34,150
Fort Jackson	SC	June 2004	Y	Y	Y	\$983,400
Leesburg Training Site	SC	August 2007	Y	Y	Y	\$102,450
Austin Training Area	SD	February 2006	Y	Y	Y	\$0
Camp Rapid MTA/ West Camp	SD	August 2007	Y	N	Y	\$77,520
Catoosa Training Site	TN	October 2005	Y	N	N	\$201,931
Grubbs/Kyle Training Site (formerly Smyrna Training Site)	TN	June 2006	Y	N	N	\$27,476
Holston Army Ammunition Plant	TN	October 2000	Y	Y	Y	\$96,000

Army, cont.

Army Installation Name	State	Most Recent INRMP (MM/YY)	Meets SAIA Requirements? (Y/N)	Coordination with USFWS? (Y/N)	Coordination with the State? (Y/N)	\$ Spent in Current Fiscal Year to Implement INRMP (in actual \$)
Milan Army Ammunition Plant	TN	October 2007	Y	Y	Y	\$320,961
Milan Training Site	TN	October 2005	Y	Y	N	\$54,145
Tullahoma Training Site	TN	August 2005	Y	Y	N	\$52,362
Camp Bowie (State and Federal Lands)	TX	June 2007	Y	Y	Y	\$66,356
Camp Maxey	TX	June 2007	Y	Y	Y	\$191,586
Camp Swift Training Site	TX	March 2007	Y	Y	Y	\$94,711
Fort Bliss	TX	November 2001	Y	Y	Y	\$525,000
Fort Hood	TX	October 2006	Y	Y	Y	\$4,990,350
Fort Sam Houston (includes Camp Bullis)	TX	October 2007	Y	Y	Y	\$700,000
Fort Wolters	TX	March 2007	Y	Y	Y	\$45,642
Red River Army Depot (includes Lonestar Army Ammunition Plant)	TX	August 2008	Y	Y	Y	\$313,656
Camp Williams/ Riverton Materials Training Area-L	UT	May 2007	Y	Y	Y	\$36,000
Dugway Proving Ground	UT	March 2008	Y	Y	Y	\$405,000
OMS 10B/Saint George	UT	June 2007	Y	Y	Y	\$6,000
Tooele Army Depot	UT	May 2007	Y	Y	Y	\$0
Fort A.P. Hill	VA	May 2007	Y	Y	Y	\$517,395
Fort Belvoir	VA	June 2008	Y	Y	Y	\$382,099
Fort Eustis	VA	December 2007	Y	Y	Y	\$474,213
Fort Lee	VA	September 2007	Y	Y	Y	\$142,400
Fort Pickett	VA	December 2007	Y	N	Y	\$8,200
Fort Story	VA	December 2007	Y	Y	Y	\$326,713
Radford Army Ammunition Plant	VA	September 2008	Y	Y	Y	\$36,000
Camp Johnson	VT	October 2006	Y	Y	Y	\$50,000
Ethan Allen Firing Range	VT	September 2001	Y	Y	N	\$130,000
Fort Lewis	WA	November 2006	Y	Y	Y	\$1,042,527
Yakima Training Center	WA	January 2002	Y	N	N	\$1,795,400
Badger Army Ammunition Plant (Transferring Property)	WI	June 1999	Y	N	Y	\$0
Fort McCoy	WI	February 2006	Y	Y	Y	\$1,479,400
Training Site Camp Wismer	WI	February 2008	Y	N	N	\$13,800
Camp Dawson, Briery Mountain Training Area, Pringle Tract Training Area, Volkstone Training Area	WV	January 2007	Y	Y	N	\$279,716
Camp Guernsey	WY	August 2001	Y	Y	N	\$351,102
Lander Training Site/Local Training Area	WY	August 2001	Y	N	Y	\$370
Lovell Local Training Area	WY	August 2001	Y	Y	Y	\$0
Sheridan Local Training Area	WY	August 2001	Y	N	Y	\$2,100

Army Total

\$89,680,758

Navy						
Navy Installation Name	State	Most Recent INRMP (MM/YY)	Meets SAIA Requirements? (Y/N)	Coordination with USFWS? (Y/N)	Coordination with the State? (Y/N)	\$ Spent in Current Fiscal Year to Implement INRMP (in actual \$)
Flagstaff, Naval Observatory	AZ	April 2002	Y	Y	Y	\$98,134
China Lake, Naval Air Weapons Station	CA	February 2002	N	Y	Y	\$396,718
Concord Detachment, Naval Weapons Station Seal Beach	CA	October 2005	Y	Y	Y	\$13,002
Corona, Naval Warfare Assessment Station	CA	June 2005	Y	Y	Y	\$108,033
Coronado, Naval Base	CA	April 2002	Y	Y	Y	\$1,430,817
Dixon, Naval Transmitting Facility	CA	June 2003	Y	Y	Y	\$0
El Centro, Naval Air Field	CA	September 2001	N	Y	Y	\$106,141
Fallbrook Detachment, Naval Weapons Station Seal Beach	CA	May 2006	Y	Y	Y	\$225,452
Lemoore, Naval Air Station	CA	March 2002	Y	Y	Y	\$52,972
Monterey, Naval Postgraduate School	CA	March 2002	N	Y	Y	\$167,465
Outlying Field San Nicolas Island	CA	August 2006	Y	Y	Y	\$0
Point Loma, Naval Base	CA	May 2002	Y	Y	Y	\$346,546
Point Mugu, Naval Base	CA	March 2002	Y	Y	Y	\$599,862
Port Hueneme, Naval Base	CA	March 2002	Y	Y	Y	\$96,849
San Clemente Island, Naval Auxillary Landing Field	CA	March 2002	Y	Y	Y	\$3,849,544
San Diego Bay	CA	March 2002	Y	Y	Y	\$0
San Diego, Naval Base	CA	April 2002	Y	Y	Y	\$256,609
San Diego, Naval Medical Center	CA	July 2002	Y	Y	Y	\$0
San Pedro, Naval Supply Center Fuel Depot	CA	September 2002	Y	Y	Y	\$0
Seal Beach, Naval Weapons Station	CA	June 2001	Y	Y	Y	\$86,447
New London, Naval Submarine Base	CT	April 2004	Y	Y	Y	\$0
Naval District Washington Complex	DC	December 2001	N	Y	Y	\$0
Jacksonville, Naval Air Station	FL	November 2001	Y	Y	Y	\$30,423
Key West, Naval Air Station	FL	November 2001	Y	Y	Y	\$75,131
Mayport, Naval Station	FL	November 2001	Y	Y	Y	\$0
Naval Support Activity Panama City	FL	November 2001	Y	Y	Y	\$74,495
Pensacola, Naval Air Station	FL	December 2001	Y	Y	Y	\$41,786
Whiting Field, Naval Air Station	FL	December 2001	Y	Y	Y	\$68,500
Kings Bay, Naval Submarine Base	GA	November 2001	Y	Y	Y	\$29,975
Guam, Commander, U.S Naval Forces, Marianas	GU	November 2001	N	Y	Y	\$0
Pacific Missile Range Facility	HI	October 2001	N	Y	Y	\$30,400
Pearl Harbor, Naval Station	HI	January 2002	N	Y	Y	\$173,220
Bayview Detachment, Carderock Naval Surface Warfare Center	ID	July 2004	N	Y	Y	\$0
Great Lakes Naval Station	IL	November 2001	N	Y	Y	\$13,000
Crane, Naval Support Activity	IN	November 2001	Y	Y	Y	\$0

Navy, cont.

Navy Installation Name	State	Most Recent INRMP (MM/YY)	Meets SAIA Requirements? (Y/N)	Coordination with USFWS? (Y/N)	Coordination with the State? (Y/N)	\$ Spent in Current Fiscal Year to Implement INRMP (in actual \$)
New Orleans, Naval Air Station, Joint Reserve Base	LA	November 2001	N	Y	Y	\$19,500
Annapolis, Naval Station Facility	MD	January 2001	Y	Y	Y	\$136,944
Carderock, Naval Station Facility	MD	November 2001	Y	Y	Y	\$0
Chesapeake Bay Detachment, Naval Research Laboratory	MD	September 2003	Y	Y	Y	\$0
Indian Head, Naval Station Facility	MD	November 2001	Y	Y	Y	\$11,069
Patuxent River, Naval Air Station	MD	February 2002	Y	Y	Y	\$80,848
Brunswick, Naval Air Station	ME	December 2001	Y	Y	Y	\$0
Rangeley, Naval Survival Evasion Resistance Escape School	ME	March 2002	Y	Y	Y	\$0
Gulfport, Naval Construction Battalion center	MS	September 2001	Y	Y	Y	\$8,088
Meridian, Naval Air Station	MS	June 2000	Y	Y	Y	\$0
Harvey Point, Defense Training Area	NC	September 2002	Y	Y	Y	\$0
Earle, Naval Weapons Station	NJ	February 2002	N	Y	Y	\$0
Lakehurst, Naval Air Engineering Station	NJ	January 2003	Y	Y	Y	\$4,193
Fallon, Naval Air Station	NV	June 2006	Y	Y	Y	\$139,068
Boardman, Naval Weapons System Training Facility	OR	June 1999	Y	Y	Y	\$35,000
Willow Grove, Naval Air Station Joint Reserve Base	PA	July 2003	Y	Y	Y	\$0
Newport, Naval Station	RI	January 2005	Y	Y	Y	\$15,711
Charleston, Naval Weapons Station	SC	November 2003	Y	Y	Y	\$828,022
Mid-South, Naval Station	TN	November 2001	Y	Y	Y	\$40,000
Corpus Christi, Naval Air Station	TX	November 2001	Y	Y	Y	\$0
Kingsville, Naval Air Station	TX	December 2001	Y	Y	Y	\$6,730
Camp Peary, AFETA	VA	January 2005	Y	Y	Y	\$0
Dahlgren, Naval Support Facility	VA	November 2001	Y	Y	Y	\$73,505
Dam Neck Annex, Naval Air Station Oceana	VA	February 2005	Y	Y	Y	\$972
Little Creek, Naval Air Base	VA	December 2004	Y	Y	Y	\$26,742
Norfolk-Northwest Annex, Naval Station	VA	December 2005	Y	Y	Y	\$0
Oceana, Naval Air Station	VA	November 2001	Y	Y	Y	\$15,425
Yorktown, Naval Weapons Station	VA	February 2005	Y	Y	Y	\$89,320
Bremerton, Naval Hospital	WA	February 2005	Y	Y	Y	\$0
Everett, Naval Station	WA	November 1998	Y	Y	Y	\$0
Indian Island, Naval Magazine	WA	May 1997	N	Y	Y	\$0
Jim Creek, Naval Radio Station (T)	WA	January 2002	Y	Y	Y	\$20,000
Keyport, Naval Undersea Warfare Center	WA	November 2002	N	Y	Y	\$0

Navy, cont.

Navy Installation Name	State	Most Recent INRMP (MM/YY)	Meets SAIA Requirements? (Y/N)	Coordination with USFWS? (Y/N)	Coordination with the State? (Y/N)	\$ Spent in Current Fiscal Year to Implement INRMP (in actual \$)
Naval Base Kitsap-Bangor	WA	September 2001	N	Y	Y	\$0
Puget Sound, Fleet Industrial Supply Center	WA	March 2003	N	Y	Y	\$0
Whidbey Island, Naval Air Station	WA	April 1996	Y	Y	Y	\$104,000
Naval Information Operations Command Sugar Grove, WV	WV	June 2003	Y	Y	Y	\$29,440
Navy Total						\$10,056,098

Marine Corps

Marine Corps Installation Name	State	Most Recent INRMP (MM/YY)	Meets SAIA Requirements? (Y/N)	Coordination with USFWS? (Y/N)	Coordination with the State? (Y/N)	\$ Spent in Current Fiscal Year to Implement INRMP (in actual \$)
MCAS Yuma BMG Range	AZ	March 2007	Y	Y	Y	\$382,016
MCAGCC Twentynine Palms	CA	March 2007	Y	Y	Y	\$390,000
MCAS Camp Pendleton	CA	November 2006	Y	Y	Y	\$78,000
MCAS Miramar	CA	October 2006	Y	Y	Y	\$693,846
MCB Camp Pendleton	CA	March 2007	Y	Y	Y	\$8,136,146
MCLB Barstow	CA	July 2006	Y	Y	Y	\$150,000
MCRC Jacksonville	FL	April 2005	Y	Y	Y	\$0
MCSF Blount Island	FL	July 2007	Y	Y	Y	\$65,500
MCLB Albany	GA	May 2007	Y	N	Y	\$0
Townsend Range	GA	March 2007	Y	Y	Y	\$88,680
MCB Hawaii	HI	November 2006	Y	Y	Y	\$247,314
MCAS Cherry Point	NC	November 2006	Y	Y	Y	\$612,250
MCB Camp Lejeune	NC	January 2007	Y	Y	Y	\$3,730,359
MCRC Syracuse	NY	June 2003	N	Y	Y	\$0
MCAS Beaufort	SC	August 2006	Y	Y	Y	\$312,951
MCRD Parris Island	SC	May 2007	Y	Y	Y	\$58,048
MCB Quantico	VA	April 2007	Y	Y	Y	\$1,536,200
Marine Corps Total						\$16,481,310

Air Force

Air Force Installation Name	State	Most Recent INRMP (MM/YY)	Meets SAIA Requirements? (Y/N)	Coordination with USFWS? (Y/N)	Coordination with the State? (Y/N)	\$ Spent in Current Fiscal Year to Implement INRMP (in actual \$)
611 CES (Aleutian Inactive Sites)	AK	May 2001	N	Y	Y	\$0
611 CES (Inland Inactive Sites)	AK	May 2001	N	Y	Y	\$0
611 CES (Interior Sites)	AK	October 2007	Y	Y	Y	\$0
611 CES (North Coastal Sites)	AK	November 2007	Y	Y	Y	\$0
611 CES (North Warning Long Range Radar Sites)	AK	November 2007	Y	Y	Y	\$0

Air Force, cont.

Air Force Installation Name	State	Most Recent INRMP (MM/YY)	Meets SAIA Requirements? (Y/N)	Coordination with USFWS? (Y/N)	Coordination with the State? (Y/N)	\$ Spent in Current Fiscal Year to Implement INRMP (in actual \$)
611 CES (North Warning Short Range Radar Sites)	AK	November 2007	Y	Y	Y	\$0
611 CES (South Coastal Sites)	AK	November 2007	Y	Y	Y	\$0
611 CES (Southwestern Inactive Sites)	AK	May 2001	N	Y	Y	\$0
611 CES (Western Inactive Sites)	AK	May 2001	N	Y	Y	\$0
Clear Air Force Station	AK	February 2007	N	N	Y	\$52,878
Eareckson Air Force Station (611 CES)	AK	November 2007	Y	Y	Y	\$210,000
Eielson Air Force Base	AK	June 2003	N	Y	Y	\$80,000
Elmendorf Air Force Base	AK	June 2007	Y	Y	Y	\$204,000
King Salmon Airport (611 CES)	AK	April 2008	Y	Y	Y	\$0
Little Rock Air Force Base	AR	February 2007	Y	Y	Y	\$208,783
Davis-Monthan Air Force Base	AZ	June 2006	Y	Y	Y	\$8,000
Goldwater Air Force Range	AZ	May 2007	Y	Y	Y	\$220,400
Luke Air Force Base	AZ	January 2002	Y	Y	Y	\$0
Naval Space Surveillance Field Station Gila River	AZ	TBD	N	Y	Y	\$0
Beale Air Force Base	CA	March 2005	Y	Y	Y	\$363,000
Edwards Air Force Base	CA	August 2008	Y	Y	Y	\$100,000
March Air Reserve Base	CA	September 2005	Y	Y	Y	\$0
Naval Space Surveillance Field Station San Diego	CA	TBD	N	Y	Y	\$89,951
Pillar Point Air Force Station	CA	November 2000	N	Y	Y	\$0
Travis Air Force Base	CA	June 2003	N	Y	Y	\$161,189
Vandenberg Air Force Base	CA	November 1997	N	N	Y	\$1,264,041
Buckley Air Force Base	CO	March 2000	Y	Y	Y	\$194,000
Cheyenne Mountain Air Force Station	CO	May 2008	N	N	Y	\$0
Peterson Air Force Base	CO	November 2007	N	Y	Y	\$5,000
Shriever Air Force Base	CO	December 2001	Y	Y	Y	\$62,000
U.S. Air Force Academy	CO	November 2008	Y	Y	Y	\$4,869,681
Avon Park Air Force Range	FL	January 2004	Y	Y	Y	\$1,619,000
Cape Canaveral Air Force Station & Malabar Transmitter Annex	FL	October 2001	N	N	Y	\$925,241
Eglin Air Force Base	FL	August 2007	Y	Y	Y	\$6,074,000
Homestead Air Reserve Base	FL	September 2004	Y	Y	Y	\$88,494
Hurlburt Field	FL	August 2008	N	N	Y	\$35,000
MacDill Air Force Base	FL	February 2006	Y	Y	Y	\$360,000
Patrick Air Force Base	FL	October 2001	N	Y	Y	\$356,295
Tyndall Air Force Base	FL	October 2007	Y	Y	Y	\$246,000
Dobbins Air Reserve Base	GA	September 2007	Y	Y	Y	\$56,000
Moody Air Force Base and Grand Bay Air Force Range	GA	June 2008	Y	Y	Y	\$75,400
Robins Air Force Base	GA	September 2007	Y	Y	Y	\$88,000

Air Force, cont.

Air Force Installation Name	State	Most Recent INRMP (MM/YY)	Meets SAIA Requirements? (Y/N)	Coordination with USFWS? (Y/N)	Coordination with the State? (Y/N)	\$ Spent in Current Fiscal Year to Implement INRMP (in actual \$)
Andersen Air Force Base	GU	January 2008	Y	Y	Y	\$370,000
Hickam Air Force Base	HI	July 2008	Y	Y	Y	\$19,000
Kaena Point STS	HI	November 2003	Y	Y	Y	\$69,992
Mountain Home Air Force Base and Saylor Creek Air Force Range	ID	January 2004	Y	Y	Y	\$110,000
Scott Air Force Base	IL	March 2006	Y	Y	Y	\$183,000
McConnell Air Force Base	KS	July 2005	Y	Y	Y	\$1,500
Smoky Hill Air Ground Gunnery Range	KS	March 2007	Y	Y	Y	\$164,000
Barksdale Air Force Base	LA	January 2003	Y	Y	Y	\$219,300
Cape Cod Air Force Station	MA	January 2007	Y	Y	Y	\$8,291
Hanscom Air Force Base	MA	November 2001	N	Y	Y	\$3,200
Otis Air National Guard Base	MA	October 2007	Y	Y	Y	\$0
Westover Air Reserve Base	MA	November 2005	N	Y	N	\$125,000
Andrews Air Force Base	MD	July 2007	Y	Y	Y	\$6,000
Selfridge Air National Guard Base	MI	November 2001	N	N	Y	\$97,500
Whiteman Air Force Base	MO	March 2003	Y	Y	Y	\$8,000
Columbus Air Force Base	MS	October 2005	Y	Y	Y	\$86,114
Keesler Air Force Base	MS	May 2007	Y	Y	Y	\$3,000
Malmstrom Air Force Base	MT	January 2002	Y	Y	Y	\$107,362
Pope Air Force Base	NC	May 2006	Y	Y	Y	\$108,168
Seymour Johnson Air Force Base and Dare County Air Force Range	NC	May 2001	Y	Y	Y	\$380,000
Grand Forks Air Force Base	ND	February 2006	Y	Y	Y	\$193,400
Minot Air Force Base	ND	May 2006	Y	Y	Y	\$8,000
Offutt Air Force Base	NE	May 2006	Y	Y	Y	\$481,000
New Boston Air Force Station	NH	January 2007	Y	Y	Y	\$262,533
McGuire Air Force Base	NJ	June 2002	N	Y	Y	\$0
Warren Grove Air Ground Gunnery Range	NJ	December 2006	Y	Y	Y	\$150,000
Cannon Air Force Base	NM	October 2004	Y	Y	Y	\$30,000
Holloman Air Force Base and Oscura Range	NM	November 2007	Y	Y	Y	\$580,896
Kirtland Air Force Base	NM	July 2007	Y	Y	Y	\$617,000
Naval Space Surveillance Field Station Elephant Butte	NM	TBD	N	Y	Y	\$0
Nellis Air Force Base and Nevada Test and Training Range	NV	January 1999	N	Y	Y	\$1,668,000
Niagara Falls Air Reserve Station	NY	TBD	N	Y	N	\$34,984
Wright-Patterson Air Force Base	OH	March 2007	Y	Y	Y	\$111,000
Altus Air Force Base	OK	February 2002	N	Y	Y	\$2,000
Tinker Air Force Base	OK	October 2007	Y	Y	Y	\$318,000
Vance Air Force Base	OK	October 2008	Y	Y	Y	\$0

Air Force, cont.

Air Force Installation Name	State	Most Recent INRMP (MM/YY)	Meets SAIA Requirements? (Y/N)	Coordination with USFWS? (Y/N)	Coordination with the State? (Y/N)	\$ Spent in Current Fiscal Year to Implement INRMP (in actual \$)
Charleston Air Force Base	SC	May 2003	N	N	Y	\$49,226
McEntire Air National Guard Station	SC	August 2006	Y	Y	Y	\$100,000
Shaw Air Force Base and Poinsette Air Force Range	SC	November 2007	Y	Y	Y	\$326,000
Ellsworth Air Force Base and Badlands Bombing Range	SD	December 2005	Y	Y	Y	\$481,900
Arnold Air Force Base	TN	December 2006	Y	Y	Y	\$2,009,000
Dyess Air Force Base	TX	December 2006	Y	Y	Y	\$43,000
Goodfellow Air Force Base	TX	February 2007	N	Y	Y	\$0
Lackland Air Force Base	TX	May 2007	Y	Y	Y	\$2,000
Laughlin Air Force Base	TX	October 2001	N	Y	Y	\$0
Naval Space Surveillance Field Station Lake Kickapoo	TX	TBD	N	Y	Y	\$0
Randolph Air Force Base	TX	May 2007	Y	Y	Y	\$2,000
Sheppard Air Force Base	TX	July 2007	Y	Y	Y	\$50,000
Hill Air Force Base and Utah Test and Training Range	UT	August 2007	Y	Y	Y	\$468,000
Langley Air Force Base	VA	May 2007	Y	Y	Y	\$30,000
Fairchild Air Force Base	WA	May 2005	Y	Y	Y	\$56,000
McChord Air Force Base	WA	June 2003	N	Y	Y	\$6,405
Volk Field and Harwood Weapons Range	WI	November 2008	Y	Y	Y	\$0
F. E. Warren Air Force Base	WY	June 2007	Y	Y	Y	\$29,419

Air Force Total **\$28,195,543**

DLA

DLA Installation Name	State	Most Recent INRMP (MM/YY)	Meets SAIA Requirements? (Y/N)	Coordination with USFWS? (Y/N)	Coordination with the State? (Y/N)	\$ Spent in Current Fiscal Year to Implement INRMP (in actual \$)
Defense Fuel Support Point, San Pedro	CA	September 2002	Y	Y	Y	\$230,000
Defense Distribution Depot Susquehanna Pennsylvania	PA	September 2007	N	N	N	\$155,000

DLA Total **\$385,000**

Grand Total **\$144,798,709**